

## 1220

### Standard

#### SPECIFICATIONS

- **PC Board Mountable Pressure Sensor**
- **0-50 mV Output**
- **Voltage Excitation**
- **Gage, Absolute, and Differential**
- **Temperature Compensated**

The 1220 is a temperature compensated, piezoresistive silicon pressure sensor packaged in a dual-in-line configuration and intended for cost sensitive applications where excellent performance and long-term stability are required.

When using the 1220 with a fixed voltage reference and current set resistor as shown in the application schematic, a span of 50mV and 1% interchangeability can be achieved. Integral temperature compensation is provided over a range of 0-50°C using laser-trimmed resistors. Gage, absolute, and differential pressure ranges from 0-2 psi to 0-100 psi are available. Multiple lead and tube configurations are available for specific applications.

Please refer to the 1220 1psi datasheet for low pressure applications. For current excitation, please refer to the Model 1210.

## FEATURES

- Dual-in-Line Package
- 0°C to 50°C Compensated Temperature Range
- ±0.1% Non Linearity
- 1.0% Interchangeable Span (provided by current set resistor)
- Solid State Reliability

## APPLICATIONS

- Medical Instruments
- Airspeed and Altitude Measurements
- Process Control
- Factory Automation
- Vacuum Measurement
- Handheld Calibrators

## STANDARD RANGES

Range	psia	psid	psig
0 to 2		•	•
0 to 5	•	•	•
0 to 15	•	•	•
0 to 30	•	•	•
0 to 50	•	•	•
0 to 100	•	•	•

## PERFORMANCE SPECIFICATIONS

Supply Voltage: See application schematic

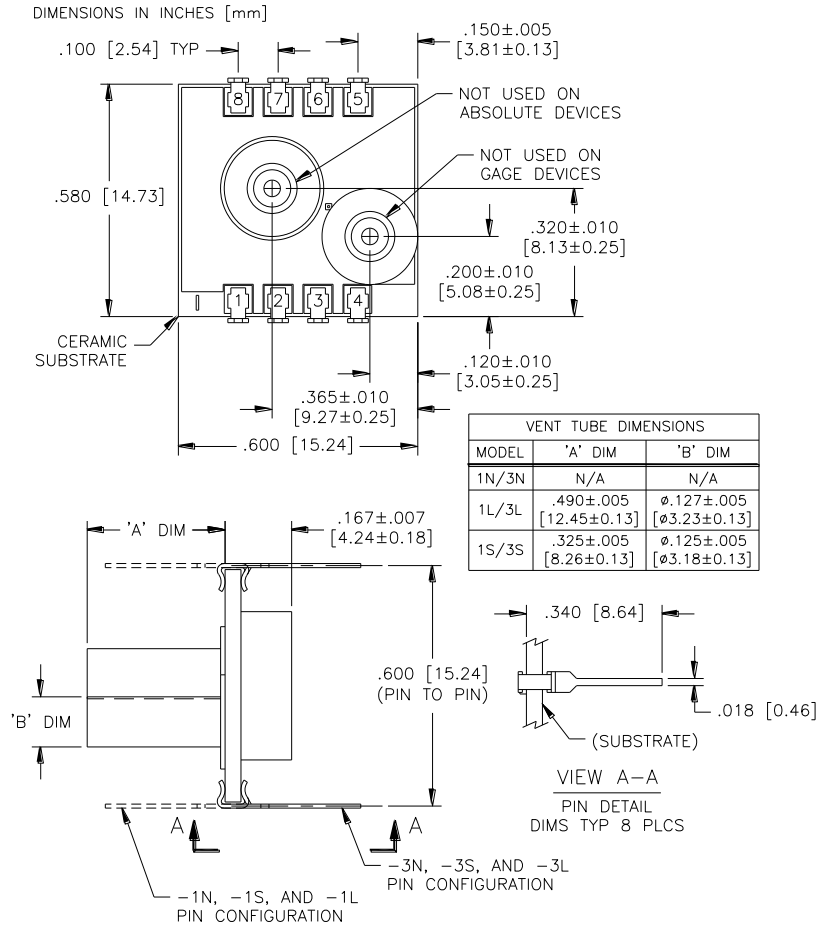
Ambient Temperature: 25°C (unless otherwise specified)

PARAMETERS	MIN	TYP	MAX	UNITS	NOTES
Span	49.5	50	50.5	mV	1
Zero Pressure Output	-2		2	mV	2
Pressure Non Linearity	-0.1	±0.05	0.1	%Span	
Pressure Hysteresis	-0.05	±0.01	0.05	%Span	
Input & Output Resistance	2500	4400	6000	Ω	
Temperature Error – Span	-0.5	±0.3	0.5	%Span	3
Temperature Error – Zero	-0.5	±0.1	0.5	%Span	3
Thermal Hysteresis – Zero		±0.1		%Span	3
Supply Voltage Reference		1.235		V	1
Response Time (10% to 90%)		1.0		mS	4
Output Noise (10Hz to 1kHz)		1.0		μV p-p	
Long Term Stability (Offset & Span)		±0.1		%Span	5
Pressure Overload			3X	Rated	6
Compensated Temperature	0		50	°C	
Operating Temperature	-40		+125	°C	
Storage Temperature	-50		+150	°C	
Weight			3	grams	
Solder Temperature	250°C Max 5 Sec.				
Media	Non-Corrosive Dry Gases Compatible with Silicon, Pyrex, RTV, Ceramic, Nickel, Gold, and Aluminum				

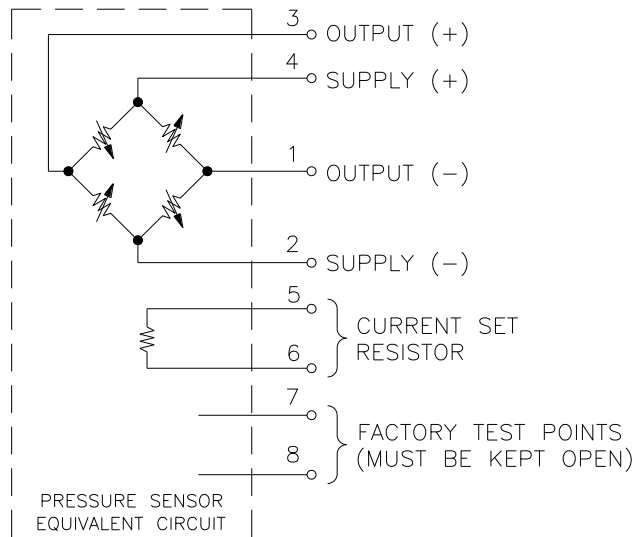
## Notes

1. Refer to application schematic.
2. Best fit straight line.
3. Maximum temperature error between 0°C and 50°C with respect to 25°C. For 2psi devices, Temperature Error -- Zero is ±1.25%.
4. For a zero-to-full scale pressure step change.
5. Long term stability over a one year period with constant voltage and temperature.
6. 2X maximum for 100 psi device. 20psi maximum for 2 and 5 psi devices.

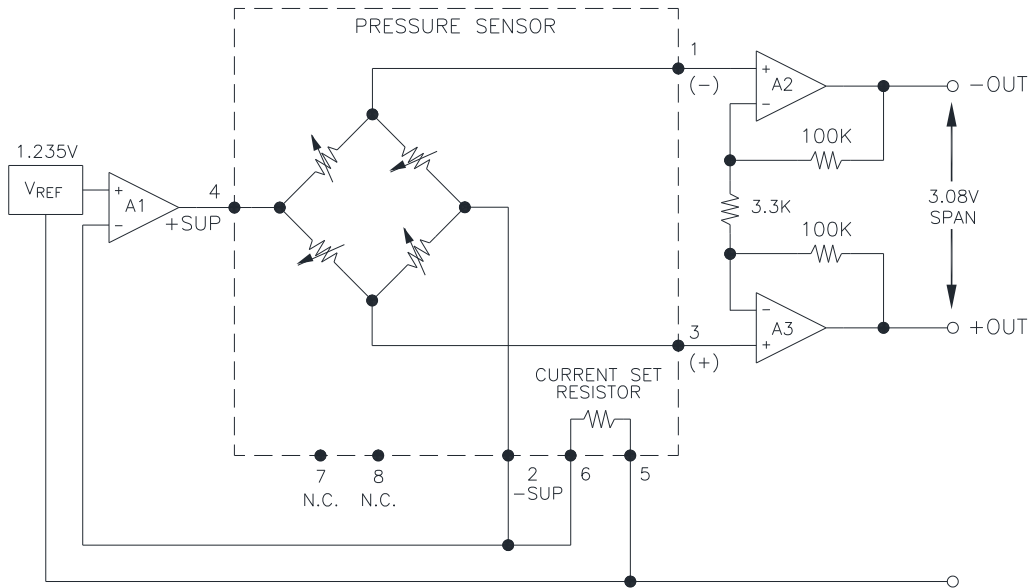
## DIMENSIONS



## CONNECTIONS

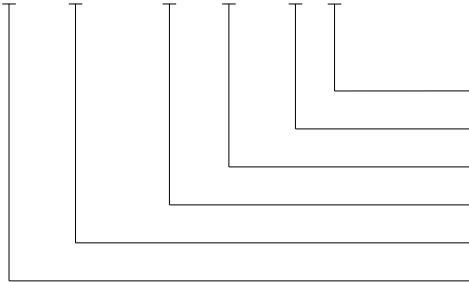


## APPLICATION SCHEMATIC



## ORDERING INFORMATION

**1220 A - 015 G - 3 S**



- Pressure Tubes (L = Long, S = Short, N = None)
- Lead Configuration (1,3 - See Dimensions Diagram)
- Type (G= Gage, A = Absolute, D = Differential)
- Pressure Range
- Grade
- Model

## 联系方式



**深圳市亿为测控电子有限公司**  
Shenzhen Bill-Well Measurement & Control Electronics Co., Ltd.

地址: 深圳市南山区创业路怡海广场东座 2408 邮编: 518000  
电话: (+86) 0755 2641 9890 传真: (+86) 0755 2641 9680  
电子邮箱: [sales@bill-well.com](mailto:sales@bill-well.com)