

MTA

Voltage Divider Output

Compact String Pot • Absolute Linear Position

0-3, 0-5 inch Stroke Range Options

High Cycle Applications

Crash Testing • Flight Testing • OEM



GENERAL

Full Stroke Ranges	0-3 and 0-5 inches, min.
Output Signal	voltage divider (potentiometer)
Accuracy	±0.4 % full stroke
Repeatability	±0.02% full stroke
Resolution	essentially infinite
Potentiometer Cycle Life	50 million cycles*
Measuring Cable	0.024-in. dia. nylon-coated stainless steel
Measuring Cable Tension	see ordering information
Enclosure Material	anodized aluminum
Sensor	conductive plastic potentiometer
Weight (maximum)	3-inch: 0.10 lbs., 5-inch: 0.26 lbs.

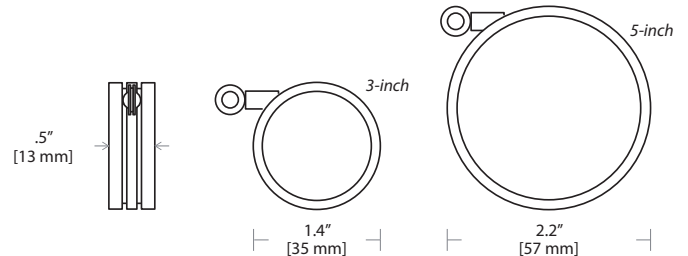
ELECTRICAL

Input Resistance	5K ohms (±10%)
Power Rating, Watts	1.0 at 40° C (derated to 0 @ 110°C)
Recommended Maximum Input Voltage	30V (AC or DC)
Temperature coefficient of voltage dividing ratio	< 2 ppm/°C
Temperature coefficient of resistance, -50...+75°C	±200 ppm/°C
Temperature coefficient of resistance, +75...+100°C	±300 ppm/°C
Maximum Output Signal	94% ±4% of input voltage

ENVIRONMENTAL

Enclosure Design	NEMA 12, IP55
Operating Temperature	-67° to 212°F (-55° to 100°C)

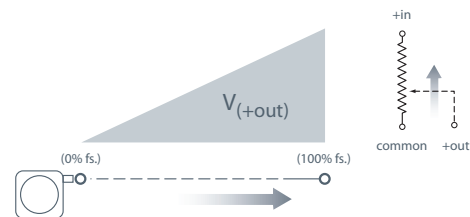
*—potentiometer cycle life is defined as the minimum number of times the measuring cable can be fully extended and retracted before any measurable degradation of the output signal occurs.



The MTA is part of Celesco's miniature line of cable-extension position transducers that is perfect for short-ranged testing and control applications where space is at a premium.

This transducer uses a high-cycle conductive plastic potentiometer to provide a precision voltage divider feedback signal for measurement ranges of 3 or 5 inches full stroke. With an accuracy of ±0.4% and a repeatability of ±0.02%, the MTA conveniently mounts using servo-clips for easy rotational adjustment.

Output Signal



Ordering Information:

Model Number:

MTA - - **5K** -
order code: **R** **A** **B** **C**

Sample Model Number:

MTA - 3AE - 5KC - MB

- R** range/cable tension: 3 inches/4 oz.
- A** measuring cable termination: eyelet
- B** electrical connection: instrumentation cable, 40-in.
- C** mounting bracket: yes

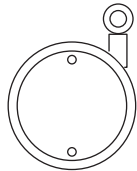
Full Stroke Range:

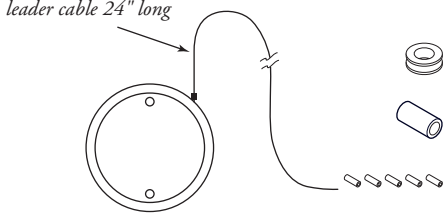
R <i>order code:</i>	3	3A	5	5A
full stroke range, min:	3 inches		5 inches	
std. cable tension (±25%):	2.0 oz.	4.0 oz.	1.2 oz.	2.4 oz.
max. acceleration:	30 G's	60 G's	3 G's	6 G's

Measuring Cable Termination:

A *order code:* **E** **L**




Eyelet Leader Cable





leader cable 24" long

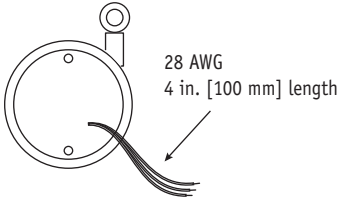
includes:

-  1-eyelet
-  1-snubber
-  5-crimps

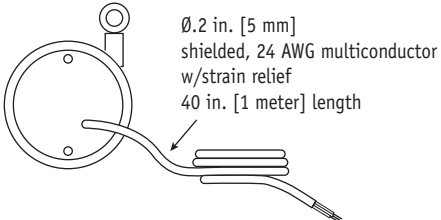
Electrical Connection:

B *order code:* **W** **C**

4-inch Wire Leads 40-inch Instrumentation Cable



28 AWG
4 in. [100 mm] length



Ø.2 in. [5 mm]
shielded, 24 AWG multiconductor
w/strain relief
40 in. [1 meter] length

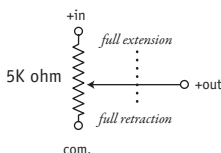
wiring connections

+in = brown

+out = red

com. = orange

sensing circuit



5K ohm

+in

+out

com.

wiring connections

+in = red

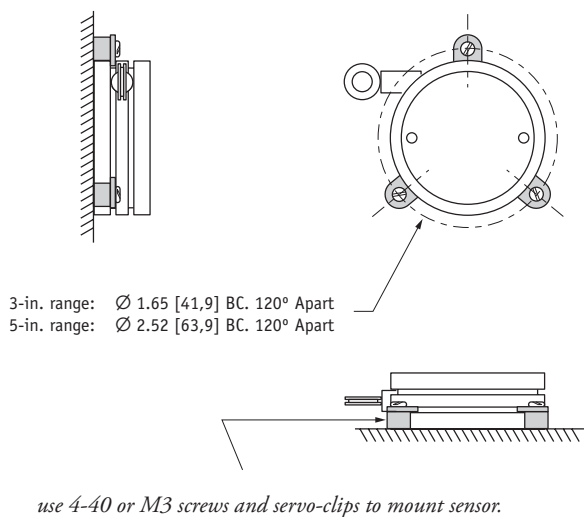
+out = green

com. = black

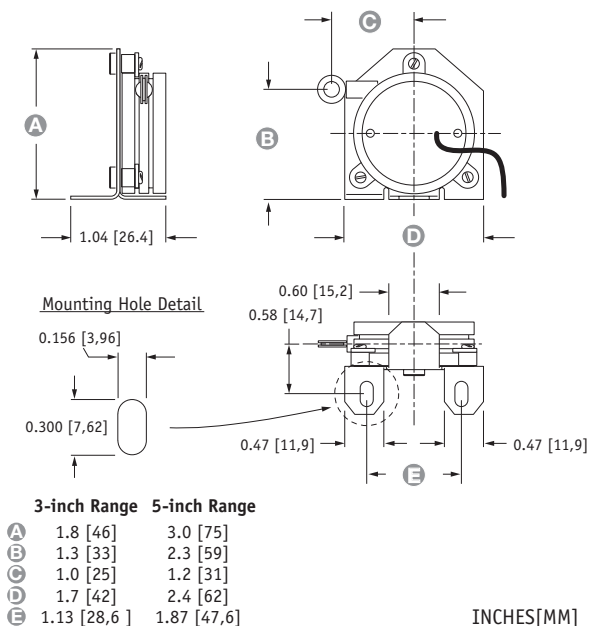
Ordering Information (cont.):

Mounting Options:

④ order code: *blank*
 Servo Clip Mount Option
includes 3) servo-clips and 3) 4-40 screws



MB
 Mounting Bracket Option



联系方式



深圳市亿为测控电子有限公司
 Shenzhen Bill-Well Measurement & Control Electronics Co., Ltd.

广东省深圳市南山区创业路怡海广场东座2407 邮编：518000
 电话：+86 755 2641 9890 传真：+86 755 2641 9680
 电子邮箱：sales@bill-well.com