

Model EGCS-D5 Accelerometer



Rugged Piezoresistive Design
DC Response, Critically Damped
 $\pm 50g$ to $\pm 10,000g$ Range
DC to 10kHz Response
Fits Popular Shock Accelerometer
Mounting Bolt Pattern



The **Model EGCS-D5** accelerometer is critically damped with built-in over-range stops that are set to protect the unit against up to 20,000g shocks. This is ideal for applications which may experience rough handling or in situations where the accelerometer must survive a high initial overload in order to make a low g measurement. These units feature a Wheatstone Bridge output with compensated temperature range of +20 to +80°C. An inline amplifier option is available for superior signal to noise performance.

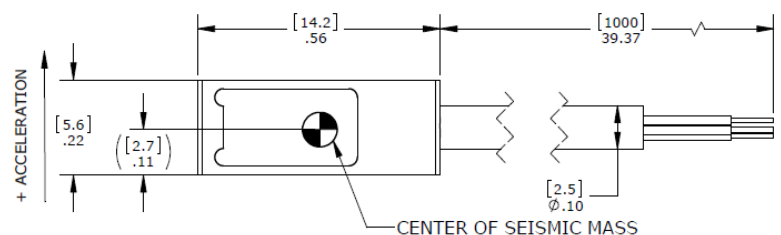
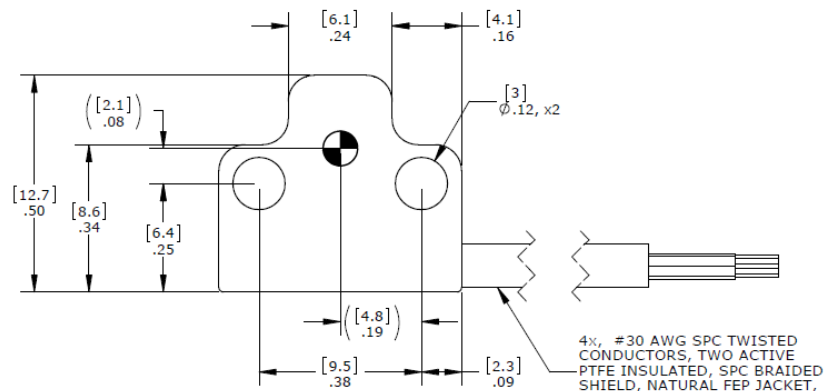
FEATURES

- $\pm 50g$ to $\pm 10,000g$ Dynamic Range
- Heavy Duty, Rugged
- Static and Dynamic Measurement
- DC to 10,000Hz Frequency Response
- $\pm 1\%$ Non-Linearity
- -40°C to +100°C Temperature Range
- Inline Amplifier Option

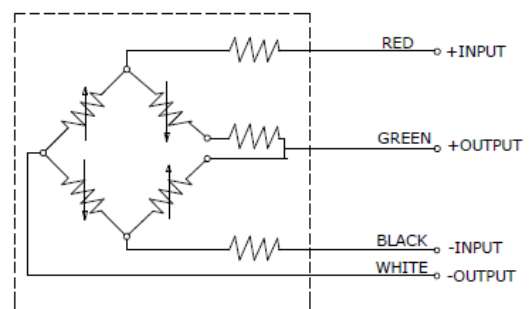
APPLICATIONS

- Metal-to-Metal Mechanical Shock
- Impact Testing
- Building Construction
- Pile Driving
- Weapons Testing

dimensions



ACCELEROMETER



Model EGCS-D5 Accelerometer

performance specifications

All values are typical at +24°C, 80Hz and 15Vdc excitation unless otherwise stated. Measurement Specialties reserves the right to update and change these specifications without notice. Standard product parameters are described in PSC-1004 for Plug & Play DC Accelerometers.

Parameters

DYNAMIC

	±50	±100	±250	±500	±1000	±2500	±5000	±10000
Range (g)	±50	±100	±250	±500	±1000	±2500	±5000	±10000
Sensitivity (mV/g) ¹	4	2	0.8	0.4	0.2	0.08	0.04	0.016
Frequency Response min. (Hz)	0-360	0-540	0-780	0-1050	0-1500	0-2100	0-2400	0-5000
+3%/-8%								
Frequency Response nom. (Hz)	0-600	0-900	0-1300	0-1750	0-2500	0-3500	0-4000	0-10000
+3%/-18%								
Natural Frequency (Hz)	1200	1800	2600	3500	5000	7000	8000	16000
Non-Linearity (%FSO)	±1	±1	±1	±1	±1	±1	±1	±1
Transverse Sensitivity (%)	<3	<3	<3	<3	<3	<3	<3	<3
Damping Ratio, Nominal	0.7	0.7	0.7	0.7	0.7	0.7	0.7	0.7
Shock Limit (g)	5000	10000	10000	10000	10000	10000	20000	20000

ELECTRICAL

Zero Acceleration Output (mV)	±20 Differential
Excitation Voltage (Vdc)	15 (can be used from 2 to 15Vdc but lower excitation voltage will decrease sensitivity accordingly)
Input Resistance (Ω)	2000 Nominal
Output Resistance (Ω)	1000 Nominal
Insulation Resistance (MΩ)	>100 @50Vdc
Ground Isolation	Isolated from Mounting Surface

ENVIRONMENTAL

Thermal Zero Shift	±2.0mV / 50°C (±2.0mV / 100°F)
Thermal Sensitivity Shift	±2.5% / 50°C (±2.5% / 100°F)
Operating Temperature	-40 to +100°C (-40 to +212°F)
Compensated Temperature	+20 to +80°C (+70 to +170°F), contact factory for other temperature compensation options
Storage Temperature	-40 to +100°C (-40 to +212°F)
Humidity	Epoxy Sealed, IP65

PHYSICAL

Case Material	Stainless Steel
Cable	4x #30 AWG Leads, PTFE Insulated, Braided Shield, FEP Jacket
Weight	8 grams
Mounting	Screw Mount, 2x #4-40 Socket Head Cap Screws

¹ Output is ratiometric to excitation voltage

Calibration supplied: CS-FREQ-0100 NIST Traceable Amplitude Calibration from 20Hz to Frequency Response Limit

Optional accessories: 121 3-Channel Precision Low Noise DC Amplifier
 140 Auto-zero Inline Amplifier
 145 Dedicated Inline Amplifier (see next page)



Optional 145 Inline Amplifier Module

ordering info

EGCS – D5L – 100 – /Z1/L2M/145

| | | Options, otherwise leave blank
 | | Range (100 is 100g)
 | Sensitive axis rotated 90°, otherwise blank

Compensated Temp Ranges:

Excitation Voltage:

Special Cable Length:

Standard Unit with 145 Amplifier:

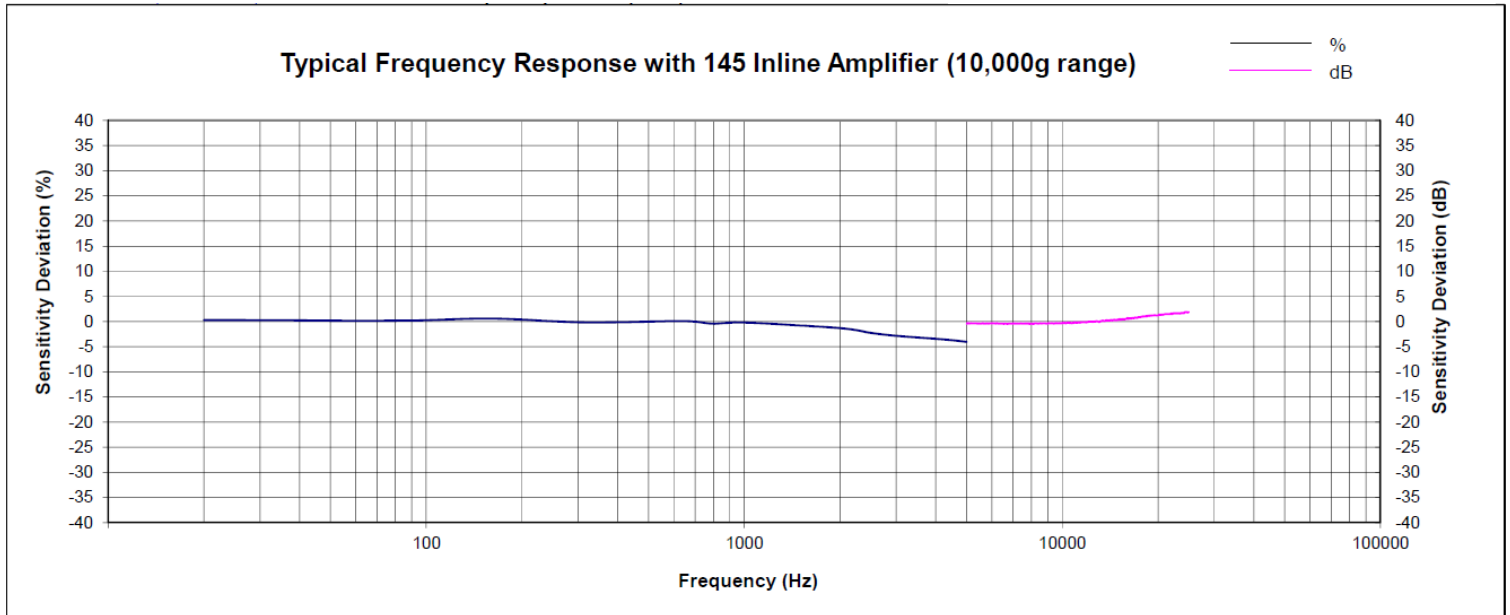
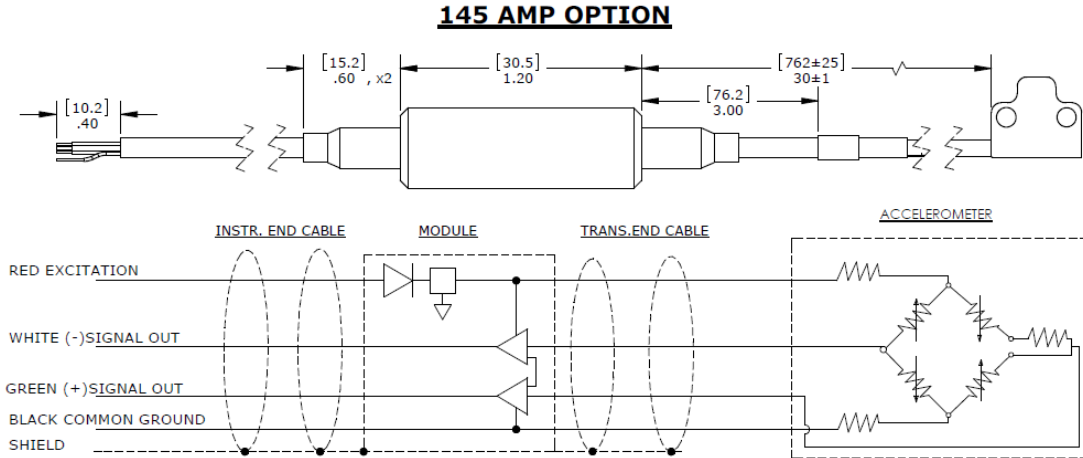
Standard = +20 to +80°C (+70 to +170°F)
 Z* = Non standard, contact factory
 Standard = 15Vdc
 V* = Non standard, contact factory
 L00F = Replace "00" with length in feet
 L00M = Replace "00" with length in meter
 145 = Inline amplifier added

Example: EGCS-D5-10000-/L2M
 Model EGCS-D5, 10,000g Range, 2 Meter Cable Length

Model EGCS-D5 Accelerometer

Optional 145 Inline Amplifier Module

Unit with model 145 Inline Amplifier can be powered with 8-20Vdc. The sensor is supplied with regulated 5Vdc from the amplifier. The output is differential with a 2.5Vdc common mode. The amplifier has a 30x gain and a 20kHz low-pass filter and is intended for high-g ranges.



联系方式



深圳市亿为测控电子有限公司
Shenzhen Bill-Well Measurement & Control Electronics Co., Ltd.

广东省深圳市南山区创业路怡海广场东座2407 邮编：518000

电话：+86 755 2641 9890 传真：+86 755 2641 9680

电子邮箱：sales@bill-well.com