

Model TS305-10C50 Thermopile Sensor



- Thermopile IR-Sensor
- For Contactless Temperature Measurement
- Single Element
- High Signal
- Flat Filter
- Accurate Reference Sensor



DESCRIPTION

Thermopiles are mainly used for contactless temperature measurement in many applications. Their function is to transfer the heat radiation emitted from the objects into a voltage output.

FEATURES

High Signal
Accurate NTC Reference Sensor
5.0 μ m Long Wave Pass Filter

APPLICATIONS

Industrial Pyrometers
Climate Control
Medical

ABSOLUTE MAXIMUM RATINGS

Parameter	Symbol	Min	Typical	Max	Unit	Description
Storage Temperature	T _s	-20	+20	+85	°C	permanent
Storage Temperature	T _s	-20	+20	+100	°C	non permanent

Model TS305-10C50 Thermopile Sensor

PERFORMANCE SPECS

Parameter	Symbol	Value	Unit	Condition
Operating Ambient Temperature	T_{Amb}	-20 to +85	°C	permanent
Operating Ambient Temperature	T_{Amb}	-20 to +100	°C	non permanent
Package		TO-5		
Absorber Area	A	0.8×0.8	mm ²	
Thermopile Resistance	R_{TP}	70 ± 30	k Ω	$T_{Amb} = +25^{\circ}\text{C}$
Temperature Coefficient of Thermopile Resistance	TCR_{TP}	-0.06 ± 0.04	%/K	$T_{Amb} = +25^{\circ}\text{C}$ to $+75^{\circ}\text{C}$
Voltage Response	V_{TP}	6.5 ± 1.9	mV	$T_{Amb} = +25^{\circ}\text{C}$, $T_{Obj} = +100^{\circ}\text{C}$, DC, totally filled field of view
Temperature Coefficient of Voltage Response	TCV_{TP}	-0.45 ± 0.08	%/K	$T_{Amb} = +25^{\circ}\text{C}$ to $+75^{\circ}\text{C}$
Noise Equivalent Voltage	NEV	45	nV/Hz ^{1/2}	$T_{Amb} = +25^{\circ}\text{C}$
Rise Time	τ_{63}	12 ± 5	ms	
Ambient Temperature Sensor		NTC		
Ambient Temperature Sensor Resistance	R_{NTC}	100 ± 5	k Ω	$T_{Amb} = +25^{\circ}\text{C}$
Beta Value of NTC	β -Value	$3955 \pm 0.3\%$	K	$T_{Amb} = 0^{\circ}\text{C}$ to $+50^{\circ}\text{C}$

TYPICAL PERFORMANCE CURVES

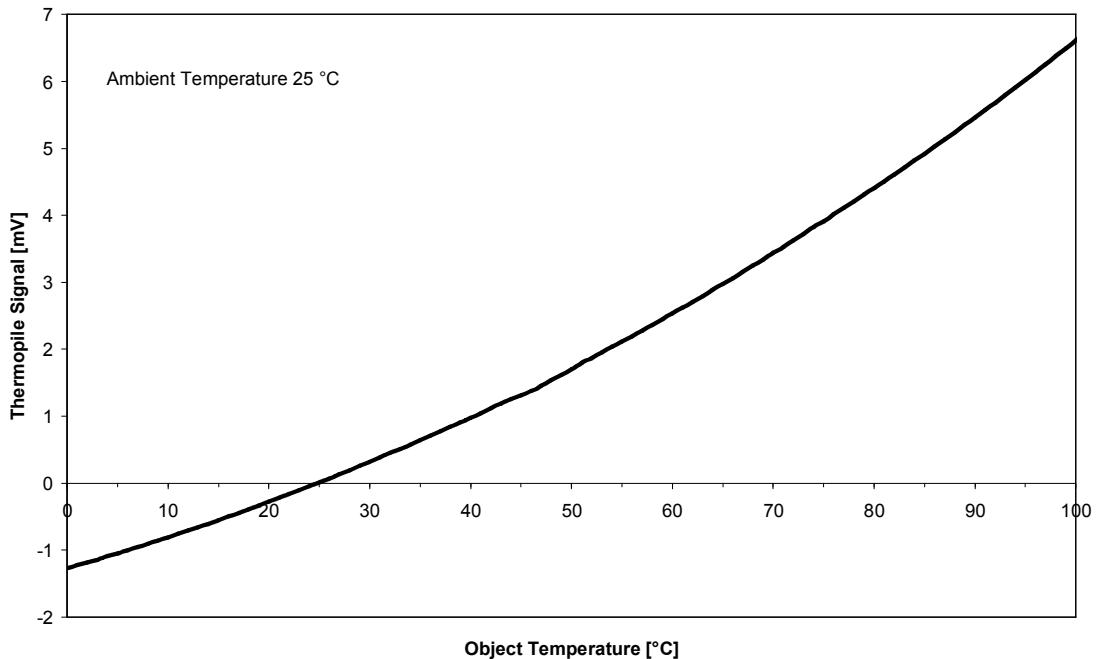


Figure 1: Thermopile signal versus object temperature at 25°C ambient temperature

Model TS305-10C50 Thermopile Sensor

OPTICAL CHARACTERISTICS

Parameter	Symbol	Value	Unit	Description
Field of View	FOV	80	deg	at 50% of maximum signal

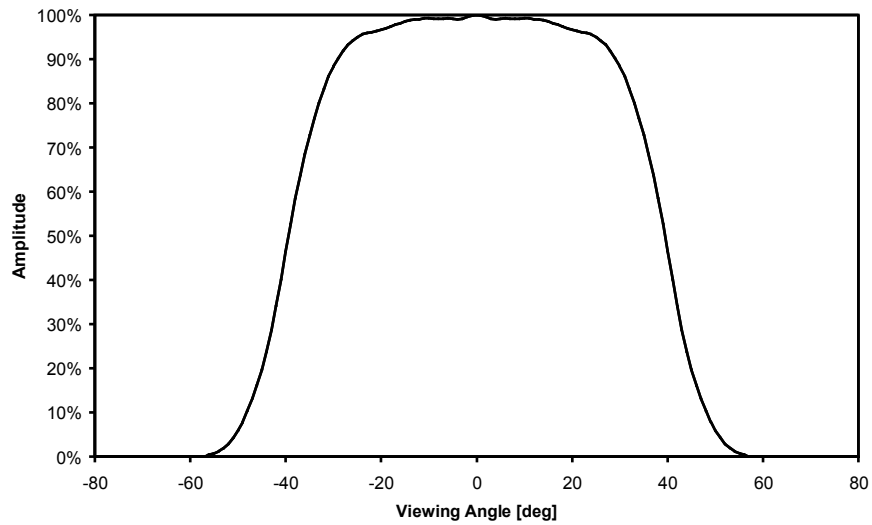


Figure 2: Field of View Curve

FILTER CHARACTERISTICS

Parameter	Symbol	Value	Unit	Description
Transmission Range	LWP	≥ 5.0	μm	Long Wave Pass

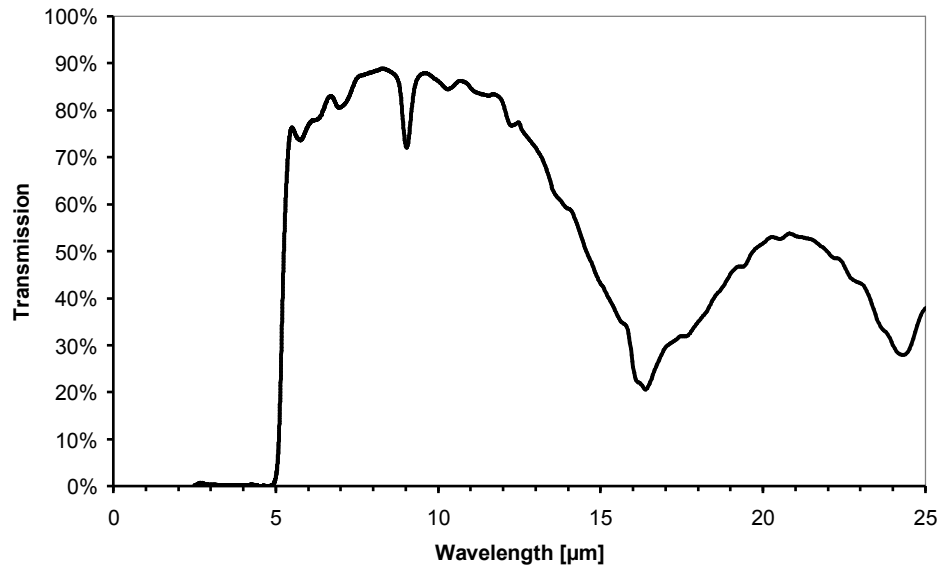


Figure 3: Filter transmission curve

Model TS305-10C50 Thermopile Sensor

ELECTRICAL CONNECTIONS

Pin	Symbol
1	TP +
2	NTC
3	TP -
4	GND

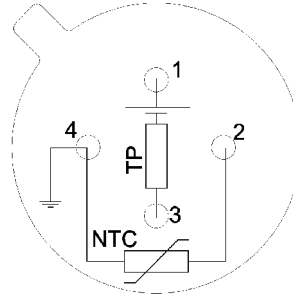


Figure 4: Electrical connections - bottom view of thermopile

MECHANICAL DIMENSIONS

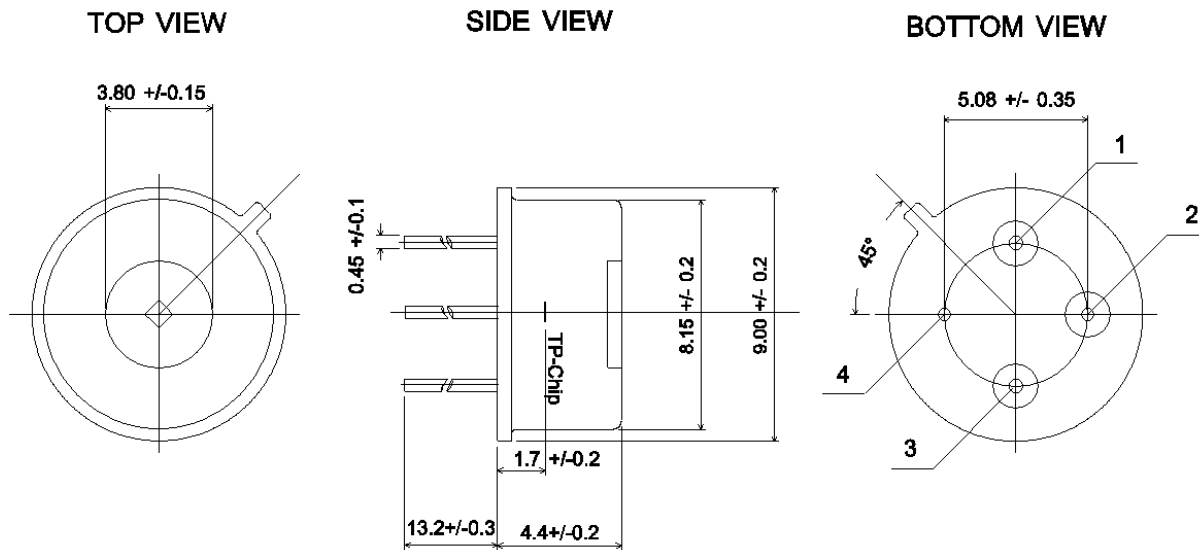


Figure 5: Mechanical dimensions of thermopile

Model TS305-10C50 Thermopile Sensor

ORDERING INFORMATION

Part Description TS305-10C50

Part No. G-TPCO-023

联系方式



深圳市亿为测控电子有限公司
Shenzhen Bill-Well Measurement & Control Electronics Co., Ltd.

广东省深圳市南山区创业路怡海广场东座2407 邮编：518000

电话：+86 755 2641 9890 传真：+86 755 2641 9680

电子邮箱：sales@bill-well.com