


Model 161 Signal Conditioner



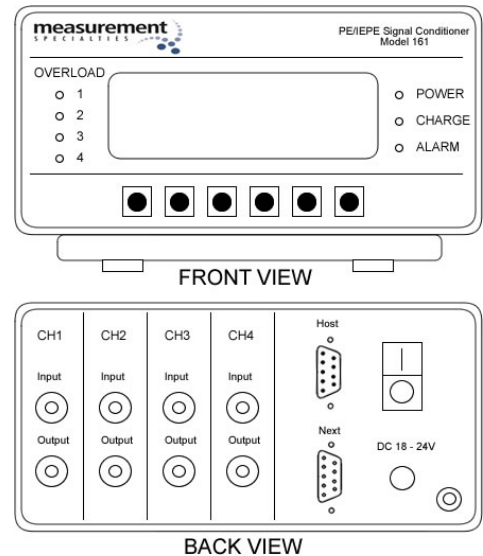
4-Ch IEPE & Charge Amplifier/Conditioner
Acceleration, Velocity, Displacement Output
Built-in Low-Pass & High-Pass Filters
100kHz Bandwidth
AC or Battery Power Operation



The **Model 161 series** is a 4-channel signal conditioning amplifier designed to be used with piezoelectric accelerometers (IEPE or Charge) and most other piezoelectric based transducers. The Model 161 series incorporates front-panel controlled gain adjustments, multiple high-pass and low-pass filter settings, and it is capable of displaying IEEE 1451.4 TEDS information. The signal conditioner features broad bandwidth to 100kHz and 10V_{peak} linear output. For various vibration applications where velocity and displacement information are desired, analog integration functions are included as output options with a push of a button.

The Model 161A is 110/220VAC powered, and it can be ordered with a built-in rechargeable battery option (Model 161B), perfect for field test applications.

Layout

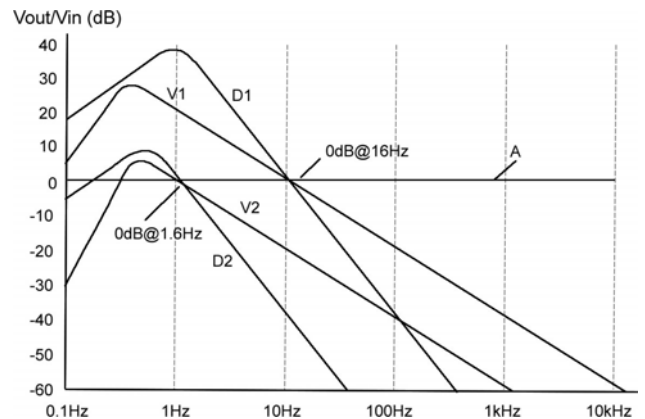


FEATURES

- Interface with Charge and IEPE Transducers
- 4 channels, Accel, Vel, and Disp Output
- Battery Power Option
- Wide Bandwidth, Low Noise
- Low and High Pass Filter Settings
- Support IEEE 1451.4 TEDS

APPLICATIONS

- Instrumentation Labs
- Field Testing
- Process Monitoring
- Vibration & Shock Testing



The velocity and displacement signals are obtained from single and double integrations of the acceleration signal. Piecewise integral method is used to calculate velocity and displacement output.

Model 161 Signal Conditioner

performance specifications

Parameters

INPUT SPECIFICATIONS

Charge Input	<100,000pC, Single ended, BNC input connector
Charge Input Sensitivity Range	0.001pC/unit to 999.0pC/unit (unit may be g, m/s ² , etc.)
Charge, Source Capacitance	<30,000pF
Charge, Source Resistance	>10 MΩ

IEPE Input	<22 Volts (AC+DC components), Single ended, BNC input connector
IEPE Input Sensitivity Range	0.01mV/unit to 999.0mV/unit (unit may be g, m/s ² , etc.)
IEPE Current Excitation	4mA
IEPE Compliance Voltage	24 Volts
IEPE Input Impedance	>100 MΩ, 30,000pF

OUTPUT SPECIFICATIONS

AC Voltage	Single ended (referenced to signal ground), short circuit protected, BNC output connector
Output Impedance	<100 Ohms
Output Current	35mA max
Linear Output	±10Vpeak
DC Offset	20mV max (10Hz – 100KHz, 10V/unit)

TRANSFER CHARACTERISTICS

Output Sensitivity Range Settings	Charge: 100μ, 316μ, 1m, 3.16m, 10m, 31.6m, 100m, 316m, 1, 3.16, 10 (V/unit) IEPE: 100μ, 316μ, 1m, 3.16m, 10m, 31.6m, 100m, 316m, 1 (V/unit)
Accuracy	±0.5% of full scale (max), at 1kHz, filters disabled, gain >1
Linearity	±0.1% of full scale, best fit straight line at 1kHz reference Measurement Condition: Internal 10KHz lowpass filter is enabled.
Noise	Charge: 0.062 pC rms (RTI) plus 0.004 pC rms per 1000pF of source capacitance referred to input. IEPE: 110uV rms referred to input. Input shunted with a 249Ω resistor.
Frequency Response	0.1 Hz to 100 kHz (full power bandwidth), -3db referenced to 1kHz
Low-pass Filter (-3dB corner)	100Hz, 1kHz, 3kHz, 10kHz, 30kHz, 100kHz
High-pass Filter (-1dB corner)	0.1Hz, 1Hz, 3Hz, 10Hz
Crosstalk Between Channels	100 db RTI

POWER REQUIREMENTS

Voltage	18-24VDC from supplied 110/220VAC power adaptor
Power dissipation	12W typical

PHYSICAL CHARACTERISTICS

Weight & Size	2.85kg (6.28lbs); H x W x D: 115 (4.5) x 180 (7.1) x 310 (12.2) mm (inches)
Case Material	Anodized aluminum
Operating Environment	0°C to +75°C, <90% Relative Humidity

ordering info

PART NUMBER

161A
161B

DESCRIPTION

IEPE & PE Signal Conditioner, 110/220VAC
IEPE & PE Signal Conditioner, 110/220VAC and Rechargeable Battery Option

OPTIONAL ACCESSORIES

AC-G03294

DESCRIPTION

10-32 Microdot to BNC input adaptor for charge type transducer

联系方式



深圳市亿为测控电子有限公司
Shenzhen Bill-Well Measurement & Control Electronics Co., Ltd.

广东省深圳市南山区创业路怡海广场东座2407 邮编：518000
电话：+86 755 2641 9890 传真：+86 755 2641 9680
电子邮箱：sales@bill-well.com