

Model 130 Inline Charge Converter



Low Noise Charge Converter
 Optional Gain Settings
 Small Rugged Package
 Male or Female BNC Options



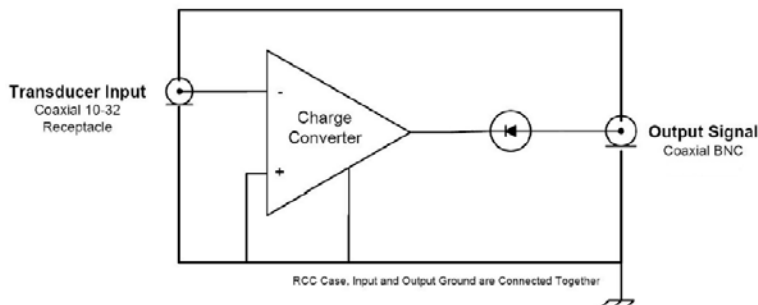
The **Model 130 series** are remote in-line charge converters designed to be used with piezoelectric accelerometers. The low noise charge converters feature three fixed gain options that convert the high impedance charge output from the accelerometer to a low impedance voltage output. The model 130 series features broad bandwidth to 30kHz and 10Vpeak linear output. The units are powered by a constant current of 4 to 20mA.

FEATURES

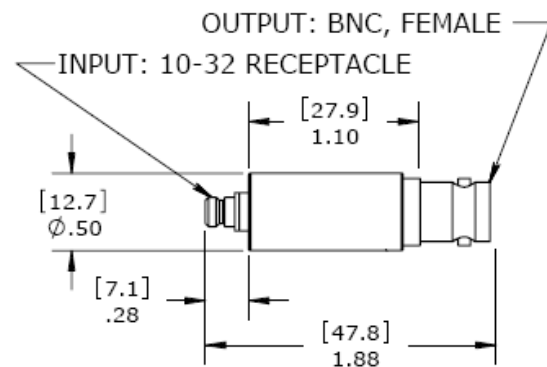
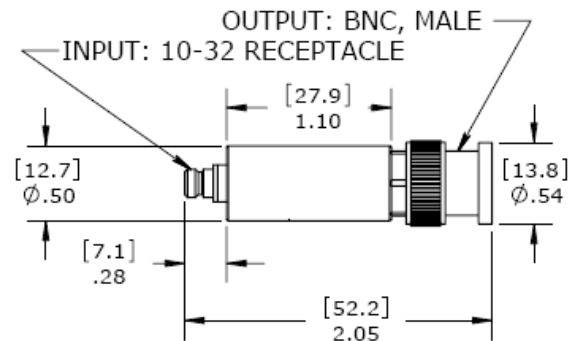
- Interface with Charge Transducers
- BNC Male & Female Options
- 0.1, 1.0 & 10mV/pC Gain Options
- Wide Bandwidth
- Low and High Pass Filters

APPLICATIONS

- Instrumentation Labs
- PE Accelerometer Testing
- High Temperature Testing
- Vibration Monitoring



Layout



Model 130 Inline Charge Converter

All values are typical at $\pm 24^{\circ}\text{C}$ and 4mA excitation unless otherwise stated. Measurement Specialties reserves the right to update and change these specifications without notice.

Parameters

DYNAMIC

	-0.1	-001	-010	Notes
Dash Number	-0.1	-001	-010	
Gain (mV/pC)	0.1	1	10	
Frequency Response (Hz)	0.5-20,000	0.5-20,000	0.5-20,000	$\pm 5\%$
Upper Cutoff Frequency (Hz)	30,000	30,000	30,000	-3dB
Broadband Noise ($\mu\text{V rms}$)	19	25	32	1Hz to 10kHz
Broadband Noise ($\mu\text{V rms}$)	25	32	40	1Hz to 30kHz

ELECTRICAL

Source Resistance (Ω)	>1000,000
Source Capacitance (nF)	<5
Resistive Load (Ω)	<50
Capacitance Load (pF)	<100
Bias Voltage (Vdc)	8 to 12
Output Voltage (Vpp)	10
Compliance Voltage (Vdc)	18 to 30
Excitation Current (mA)	4 to 20
Gain Accuracy (%)	± 2.5 at 1nF source capacitance and 100Hz ref frequency
Gain Stability (%)	± 1.0 referred to $+25^{\circ}\text{C}$ at 100Hz from -40°C to $+100^{\circ}\text{C}$

ENVIRONMENTAL

Operating Temperature ($^{\circ}\text{C}$)	-40 to +100
Storage Temperature ($^{\circ}\text{C}$)	-54 to +125
Humidity	Environmentally Sealed
Vibration (g)	20 pk from 50Hz to 2000Hz
Shock (g)	100 pk with 3.6ms Haversine pulse

PHYSICAL

Case Material	Stainless Steel with clear FEP sleeve for electrical isolation
Electrical Connector, Input	10-32 Coaxial Receptacle
Electrical Connector, Output	BNC Male for M Option, BNC Female for F Option
Weight (grams)	20.1 for M Option, 24.7 for F Option

ordering info

PART NUMBERING Model Number+Gain+Output Connector Option

130-GGG-X

I | I _____ Output Connector Option (M for BNC Male, F for BNC Female)
I _____ Gain (0.1 Gain = 0.1mV/pC, 001 Gain = 1mV/pC, 010 Gain = 10mV/pC)

Example: 130-010-M

Model 130, 10mV/pC Gain, BNC Male Connector

联系方式



深圳市亿为测控电子有限公司
Shenzhen Bill-Well Measurement & Control Electronics Co., Ltd.

广东省深圳市南山区创业路怡海广场东座2407 邮编：518000

电话：+86 755 2641 9890 传真：+86 755 2641 9680

电子邮箱：sales@bill-well.com