

# Model 8011-01 & 8012-01 Accelerometer



EMI Shielded Industrial Accelerometer  
 16kHz Bandwidth  
 -55°C to +125°C Operating Range  
 Top Exit Connector or Integral Cable



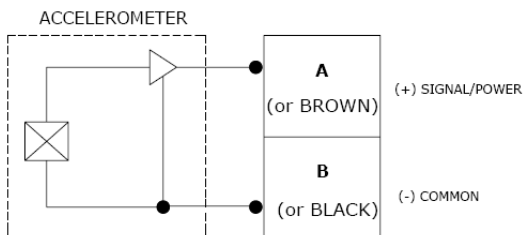
The Model 8011-01 & 8012-01 are internally shielded rugged IEPE accelerometers designed for harsh environments. The accelerometers are available in  $\pm 10g$ ,  $\pm 80g$  &  $\pm 500g$  dynamic ranges and have a flat bandwidth up to greater than 16kHz. The model 8011-01 features a top exit MIL-C-5015 connector while the model 8012-01 features an integral cable. The units are hermetically sealed and are designed to operating in temperature ranges from -55°C to +125°C.

## FEATURES

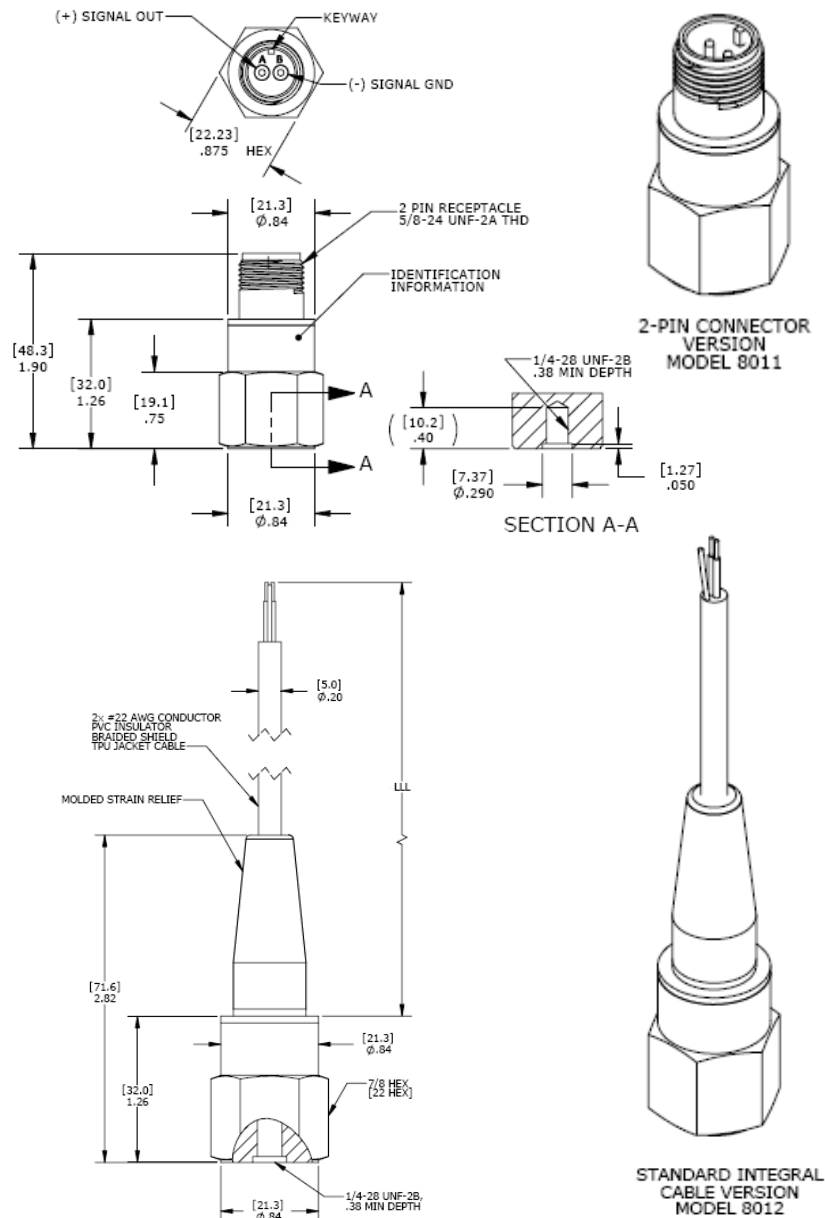
- $\pm 10g$ ,  $\pm 80g$  &  $\pm 500g$  Dynamic Ranges
- Wide bandwidth up to 16kHz
- Case Isolated, Internally Shielded
- Hermetically Sealed, Welded
- Annular Shear Mode
- Reverse Wiring Protection
- Stable Temperature Response

## APPLICATIONS

- General Purpose
- Machine Monitoring
- Industrial Applications
- Harsh Environments
- Gearbox Monitoring



## dimensions



# Model 8011-01 & 8012-01 Accelerometer

## performance specifications

All values are typical at +24°C, 100Hz and 4mA excitation unless otherwise stated. Measurement Specialties reserves the right to update and change these specifications without notice. Standard product parameters are described in PSC-1003 for Plug & Play AC Accelerometers.

### Parameters

#### DYNAMIC

	±10	±80	±500	Notes
Range (g)	±10	±80	±500	
Sensitivity (mV/g)	500	100	10	±10% (±5% Option)
Frequency Response (Hz)	1-4000	1-10000	1-10000	±10%
Frequency Response (Hz) <sup>2</sup>	0.5-7000	0.5-16000	0.5-18000	±3dB
Natural Frequency (Hz)	28000	32000	42000	
Non-Linearity (%FSO)	±1	±1	±1	
Transverse Sensitivity (%)	<5	<5	<5	
Shock Limit (g)	5000	5000	5000	

#### ELECTRICAL

Compliance Voltage (Vdc)	18 to 30	18 to 30	18 to 30	See Note 1
Excitation Current (mA)	2 to 10	2 to 10	2 to 10	
Bias Voltage (Vdc)	8 to 12	8 to 12	8 to 12	Room Temperature
Output Impedance (Ω)	<100	<100	<100	
Insulation Resistance (MΩ)	>100	>100	>100	@100Vdc
Residual Noise (g RMS)	0.00005	0.0001	0.0003	
Warm-up Time (sec)	<1	<1	<1	
Grounding	Case Isolated, Internally Shielded			

#### ENVIRONMENTAL

Temperature Response (%)	±5 (see typical temperature response on following page)
Operating Temperature (°C)	-55 to +125
Storage Temperature (°C)	-55 to +125

#### PHYSICAL

Sensing Element	Ceramic (shear mode)
Case Material	Stainless Steel
Weight (grams)	93
Mounting Torque	24 lb-in (2.7 N-m)

<sup>1</sup> For full dynamic range a minimum compliance voltage of 24Vdc is recommended

<sup>2</sup> LF option offers a low frequency response to 0.1Hz

<sup>3</sup> Contact factory for Hazardous Area Approval options

<b>Calibration supplied:</b>	CS-FREQ-0100	NIST Traceable Amplitude Calibration from 20Hz to ±10% Frequency Response Limit
<b>Supplied accessories:</b>	AC-A03663	¼-28 to ¼-28 mounting stud
<b>Optional accessories:</b>	316-XXX	Cable Assembly, Straight (XXX designates length in inches, 10ft standard)
	318-XXX	Cable Assembly, 90 Degrees (XXX designates length in inches, 10ft standard)
	AC-D03664	¼-28 to M5 mounting stud
	AC-D03665	¼-28 to M6 mounting stud

## ordering info

PART NUMBERING    Model Number+Range

801XLF-01-GGG

| |       | \_\_\_\_\_ Range (080 is 80g)

| | \_\_\_\_\_ Low frequency option, otherwise leave blank

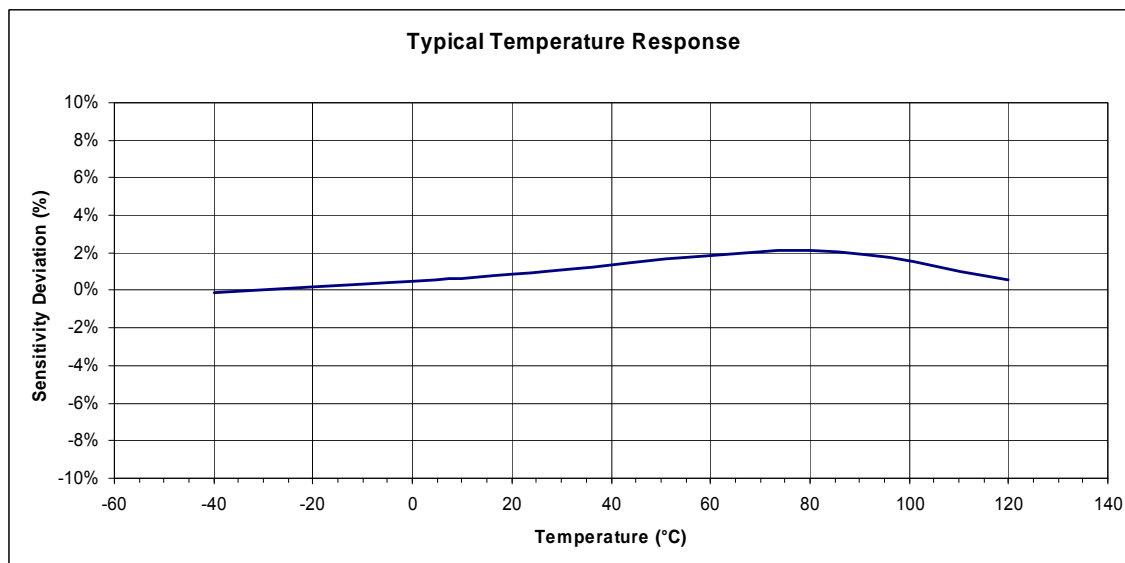
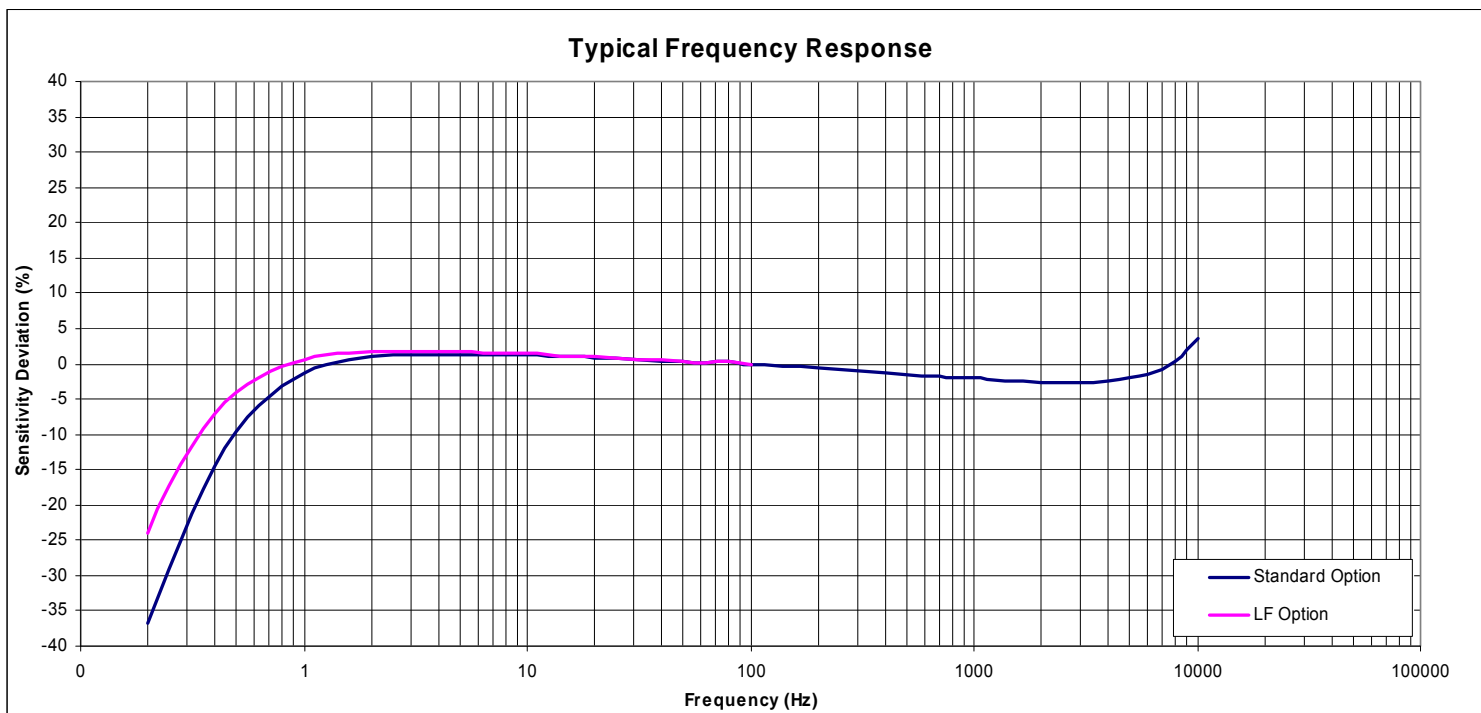
| \_\_\_\_\_ Electrical Connection Option (1 for 2-pin connector, 2 for integral cable)

Example: 8011-01-080

Model 8011-01, 2-pin connector, 80g range

# Model 8011-01 & 8012-01 Accelerometer

## performance specifications



## 联系方式



深圳市亿为测控电子有限公司  
Shenzhen Bill-Well Measurement & Control Electronics Co., Ltd.

广东省深圳市南山区创业路怡海广场东座2407 邮编：518000

电话：+86 755 2641 9890 传真：+86 755 2641 9680

电子邮箱：sales@bill-well.com