

Model 4630A Accelerometer



MEMS Triaxial DC Accelerometer
 Micro-g Resolution, Low Noise
 Accurate Temp Compensation
 Signal Conditioned Output



The **Model 4630A** is an ultra low-noise triaxial accelerometer offering both static and dynamic response. The silicon MEMS accelerometer is gas damped in order to provide a wide stable frequency response. The three independent circuit assemblies have independent signal conditioning and can operate on common or separate power supplies. The model 4630A accelerometer is available in ranges from ± 2 to $\pm 100g$ with an operating temperature range of -55°C to $+125^{\circ}\text{C}$.

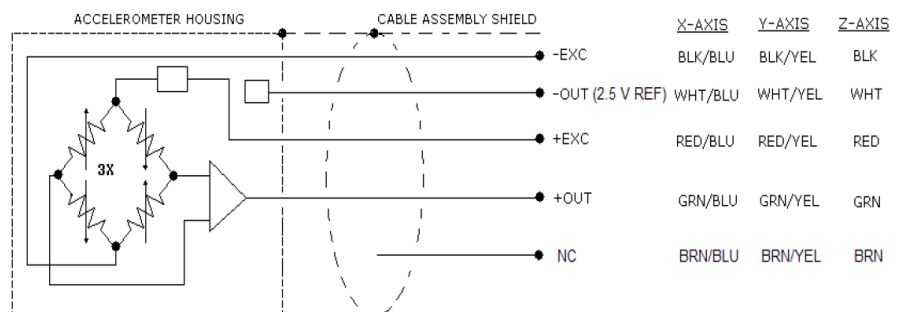
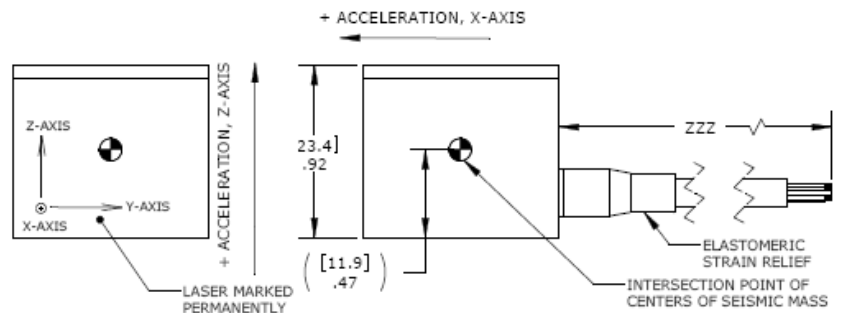
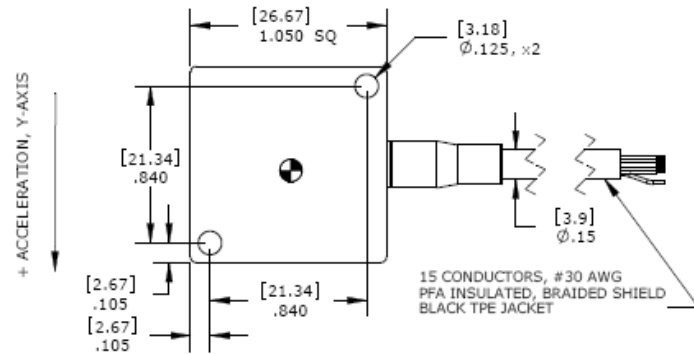
FEATURES

- Three Independent Circuits
- $\pm 2g$ to $\pm 100g$ Dynamic Range
- 5,000g Shock Protection
- 8 to 30Vdc Excitation Voltage
- Gas Damping
- Integral Strain Relief
- Temperature Compensated

APPLICATIONS

- Transportation
- Vibration & Shock Monitoring
- Road Vehicle Testing
- Low Frequency Applications
- Modal Analyses
- Structural Monitoring

dimensions



Model 4630A Accelerometer

All values are typical at +24°C, 100Hz and 12Vdc excitation unless otherwise stated. Measurement Specialties reserves the right to update and change these specifications without notice. Standard product parameters are described in PSC-1004 for Plug & Play DC Accelerometers.

Parameters

DYNAMIC

	±2	±3	±5	±10	±20	±50	±100	Notes
Range (g)	±2	±3	±5	±10	±20	±50	±100	
Sensitivity (mV/g)	1000	667	400	200	100	40	20	±10%
Frequency Response (Hz)	0-150	0-250	0-300	0-400	0-600	0-800	0-1000	±5%
Frequency Response (Hz)	0-350	0-450	0-500	0-600	0-800	0-1100	0-1300	±1dB
Natural Frequency (Hz)	700	750	800	1000	1500	4000	6000	
Non-Linearity (%FSO)	±1.0	±1.0	±1.0	±1.0	±1.0	±1.0	±1.0	
Transverse Sensitivity (%)	<3	<3	<3	<3	<3	<3	<3	<1 Typical
Damping Ratio	0.7	0.7	0.7	0.7	0.7	0.7	0.7	
Shock Limit (g)	2000	2000	2000	5000	5000	5000	5000	
Residual Noise (µV RMS)	22	30	20	23	28	23	26	Passband
Residual Noise (µg/√Hz RMS)	2	3	3	6	12	21	41	Spectral

ELECTRICAL

Zero Acceleration Output (mV)	±50							Differential
Excitation Voltage (Vdc)	8 to 30							
Excitation Current (mA)	<12							
Bias Voltage (Vdc)	2.5							
Full Scale Output Voltage (Vdc)	±2							
Output Resistance (Ω)	<100							
Insulation Resistance (MΩ)	>100							@ 100Vdc
Turn On Time (msec)	<100							
Ground Isolation	Isolated from Mounting Surface							

ENVIRONMENTAL

Thermal Zero Shift (%FSO/°C)	±0.010							-40 to +100°C
Thermal Sensitivity Shift (%/°C)	±0.014							-40 to +100°C
Operating Temperature (°C)	-55 to +125							
Compensated Temperature (°C)	-40 to +100							
Humidity	Epoxy Sealed, IP62							

PHYSICAL

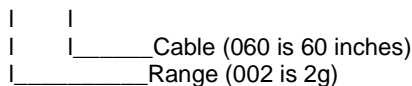
Case Material	Anodized Aluminum
Cable	15x #30 AWG Conductors PFA Insulated Leads, Braided Shield, TPE Jacket
Weight (grams)	65 (cable not included)
Mounting	2x #4 or M3 Screws
Mounting Torque	6 lb-in (0.7 N-m)

Calibration supplied:	CS-FREQ-0100	NIST Traceable Amplitude Calibration from 20Hz to ±5% Frequency Response Limit
Supplied accessories:	AC-D02855	2x #4-40 (1 ^{1/8} length) Socket Head Cap Screw and Washer
Optional accessories:	121	3-Channel Precision Low Noise DC Amplifier

ordering info

PART NUMBERING Model Number+Range+Cable Length

4630A-GGG-CCC



Example: 4630A-002-060
Model 4630A, 2g, 60" (5ft) Cable

联系方式



深圳市亿为测控电子有限公司
Shenzhen Bill-Well Measurement & Control Electronics Co., Ltd.

广东省深圳市南山区创业路怡海广场东座2407 邮编：518000

电话：+86 755 2641 9890 传真：+86 755 2641 9680

电子邮箱：sales@bill-well.com