

Model 4807A Accelerometer



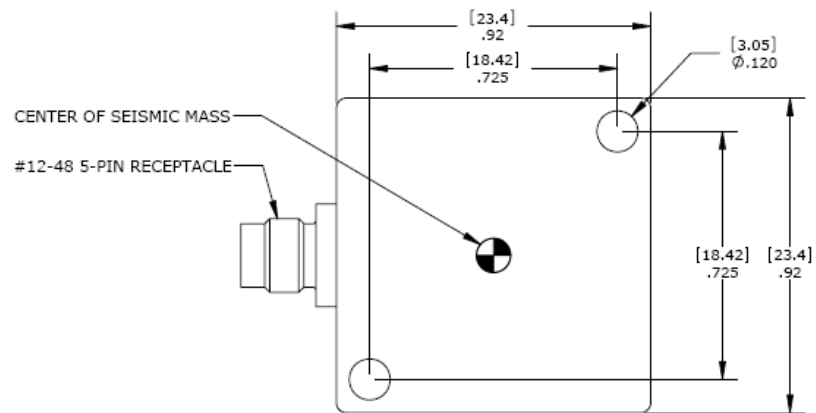
Ultra Low Noise, DC Response
Micro-g Resolution
Includes Auto-Zero Function
Hermetically Sealed
<2% Total Error Band



The **Model 4807A** is an ultra low noise DC response accelerometer offering micro-g resolution – an order of magnitude better than the competition.

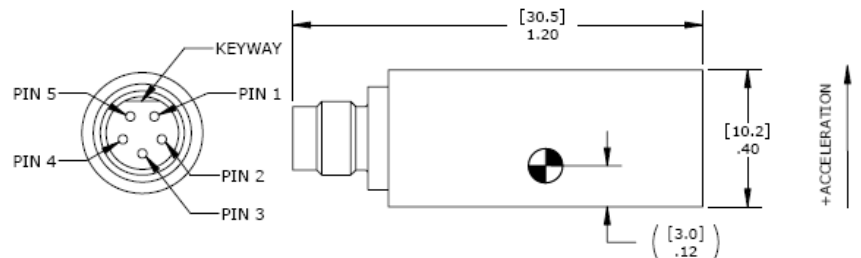
The accelerometer is hermetically sealed and offers an amplified signal output covering ranges from ± 2 to $\pm 200g$. The model 4807A incorporates gas damped silicon MEMS sensing elements with wide bandwidth from DC up to 1500Hz, and built-in mechanical overload stops for shock protection to 5,000g. A patent pending Auto-Zero function allows the use to minimize zero offset at the output.

dimensions



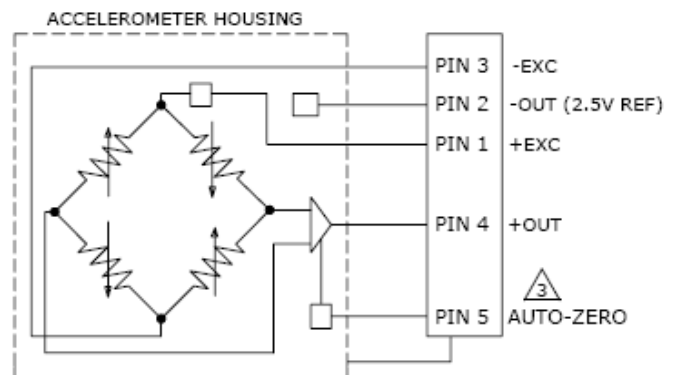
FEATURES

- 98dB Dynamic Range
- $\pm 2g$ to $\pm 200g$ Measurement Range
- 8-20Vdc Excitation Voltage
- Hermetically Sealed
- Gas Damped MEMS Element
- Detachable Cable
- Remote Auto-Zero Function



APPLICATIONS

- Vibration Isolation
- Flight Testing
- Trajectory Profiling
- Structural Monitoring
- Research & Development



Model 4807A Accelerometer

performance specifications

All values are typical at +24°C, 100Hz and 12Vdc excitation unless otherwise stated. Measurement Specialties reserves the right to update and change these specifications without notice. Standard product parameters are described in PSC-1004 for Plug & Play DC Accelerometers.

Parameters

DYNAMIC

	±2	±5	±10	±20	±50	±100	±200	Notes
Range (g)	±2	±5	±10	±20	±50	±100	±200	
Sensitivity (mV/g)	1000	400	200	100	40	20	10	±2%
Frequency Response (Hz)	0-200	0-300	0-350	0-600	0-800	0-1300	0-1500	±5%
Natural Frequency (Hz)	700	800	1000	1500	4000	6000	8000	
Non-Linearity (%FSO)	±1.0	±1.0	±1.0	±1.0	±1.0	±1.0	±1.0	
Transverse Sensitivity (%)	<3	<3	<3	<3	<3	<3	<3	<1 Typical
Damping Ratio	0.7	0.7	0.7	0.7	0.6	0.5	0.4	
Shock Limit (g)	5000	5000	5000	5000	5000	5000	5000	
Residual Noise (µV RMS)	25	20	23	31	26	32	32	Passband
Residual Noise (µg/√Hz RMS)	2	3	6	12	21	41	82	Spectral

ELECTRICAL

Zero Acceleration Output (mV)	±25 (±1.5 after auto-zero actuation)							Differential
Excitation Voltage (Vdc)	8 to 20							
Excitation Current (mA)	15							
Bias Voltage (Vdc)	2.5							
Full Scale Output Voltage (Vpk)	±2							
Output Impedance (Ω)	<100							
Insulation Resistance (MΩ)	>100							@50Vdc
Turn On Time (sec)	<2							
Ground Isolation	Isolated from Mounting Surface							

ENVIRONMENTAL

Thermal Zero Shift (%FSO)	±2 from -54 to +121°C ref to +24°C							Maximum
Thermal Sensitivity Shift (%)	±2.5 from -54 to +121°C ref to +24°C							Maximum
Operating Temperature (°C)	-54 to 121							
Compensated Temperature (°C)	-54 to 121							
Humidity	Hermetically Sealed, IP67							

PHYSICAL

Case Material	Stainless Steel
Weight (grams)	20
Mounting	2x #4 or M3 Screws
Mounting Torque	6 lb-in (0.7 N-m)

Calibration supplied:	CS-FREQ-0100	NIST Traceable Amplitude Calibration from 20Hz to ±5% Frequency Response Limit
Supplied accessories:	AC-A02285	2x #4-40 (7/16 length) Socket Head Cap Screw and Washer
Optional accessories:	AC-D02652 340A-XXX 341A-XXX 121	Triaxial Mounting Block Cable Assembly, 4x #28 AWG, (XXX designates length in inches, 5ft standard) Cable Assembly, 5x #30 AWG, for Auto-Zero Option (XXX designates length in inches, 5ft standard) 3-Channel Precision Low Noise DC Amplifier

ordering info

PART NUMBERING Model Number+Range

4807A-GGG

I _____ Range (010 is 10g)

Example: 4807A-010

Model 4807A, 10g

联系方式



深圳市亿为测控电子有限公司
Shenzhen Bill-Well Measurement & Control Electronics Co., Ltd.

广东省深圳市南山区创业路怡海广场东座2407 邮编：518000

电话：+86 755 2641 9890 传真：+86 755 2641 9680

电子邮箱：sales@bill-well.com