


R30A – AC Operated, Light Weight RVDT



- AC operation
- ± 60 degree angular sensing range
- Light weight
- Non-contact design
- Wide operating temperature range
- Size 11 servo mount
- Anodized aluminum housing

DESCRIPTION

The **R30A RVDT** (Rotary Variable Differential Transformer) is an angular position sensor that incorporates a proprietary non-contact design which dramatically improves long term reliability when compared to other traditional rotary devices such as synchros, resolvers and potentiometers. This unique design eliminates assemblies that degrade over time such as slip rings, rotor windings, contact brushes and wipers, without sacrificing accuracy.

High reliability and performance are achieved through the use of a specially shaped rotor and wound coil that together simulates the linear displacement of a Linear Variable Differential Transformer (LVDT). Rotational movement of the rotor shaft results in a linear change in the amplitude of the output signal, directly proportional to the shaft angle change, while the phase of this output signal indicates the direction of displacement from the null point. Non-contact electromagnetic coupling of the rotor provides infinite resolution thus enabling absolute measurements to a fraction of a degree.

AC operation eliminates the need for integrated signal conditioning components, thereby offering the user an extremely wide operating temperature range of -55°C to $+150^{\circ}\text{C}$. Factory calibrated to operate over a ± 30 degree range, the R30A offers a non-linearity of less than $\pm 0.25\%$ of full range. Extended range operation up to a maximum of ± 60 degrees is possible with increased non-linearity. Packaged in a small, size 11 servo mount, aluminum housing with flying lead termination, the R30A is ideal for space restrictive applications.

Also see our other angular position sensor models, **R36AS** (stainless steel housing, MS style connector), **RSYN** (high output, shock and vibration tolerant), **R30D and R60D** (bipolar DC operation), and the **RVIT-15 Series** (single ended DC operation, voltage or current output).

*MEAS acquired Schaevitz Sensors and the **Schaevitz**TM trademark in 2000.*

FEATURES

- High accuracy
- Infinite resolution
- Long term reliability
- Wide -55° to $+150^{\circ}\text{C}$ operating temp range
- Rugged anodized aluminum housing
- Shielded ABEC 3 precision bearings

APPLICATIONS

- Valve position
- Machine tool equipment
- Rotary actuator feedback
- Dancer arm position
- Process control

R30A – AC Operated, Light Weight RVDT

PERFORMANCE SPECIFICATIONS

ELECTRICAL SPECIFICATIONS						
Parameter	@10kHz Input Frequency (recommended)			@2.5kHz Input Frequency		
Angular range, degrees	±30°	±40°	±60°	±30°	±40°	±60°
Non-linearity, % of FR, max.	±0.25%	±0.5%	±2%	±0.25%	±0.5%	±2%
Output at range ends (*)	87mV/V	116mV/V	174mV/V	69 mV/V	92 mV/V	138 mV/V
Sensitivity	2.9 mV/V/degree			2.3 mV/V/degree		
Temp coefficient of sensitivity	0.02%/°F [0.036%/°C], 20 to +160°F [-7 to +71°C]			Not specified		
Input / Output impedances	370Ω / 1300Ω			135Ω / 600Ω		
Phase shift	+3°			+35°		
Input voltage and frequency	3 VRMS @ 2.5 to 10 kHz (10kHz recommended)					
Null voltage	0.5% of FRO, maximum					

ENVIRONMENTAL AND MECHANICAL SPECIFICATIONS	
Operating temperature	-67°F to +300°F [-55°C to 150°C]
Mechanical angular range	360 degrees (no stops)
Bearings	Shielded ABEC 3 precision
Shaft diameter	3/16 inch [4.76 mm]
Housing material	Aluminum, anodized
Mounting	Size 11 servo mount per BU-ORD
Moment of inertia	0.53 x 10 ⁻⁶ inch.lb-force.second ² [0.61 x 10 ⁻⁶ Kg-force.cm.second ²]
Maximum torque, unbalance	0.004 inch.ounce-force [0.3 gram-force.cm]
Maximum torque, friction	0.015 inch.ounce-force [1.1 gram-force.cm]
Shaft load capability	10 lb [4.5Kg] Axial; 8 lb [3.6 Kg] Radial
Electrical connection	6 lead wires, AWG 28, PTFE insulation, 12 inches [30cm] long
Weight	1.3 oz [36 Grams]

Notes:

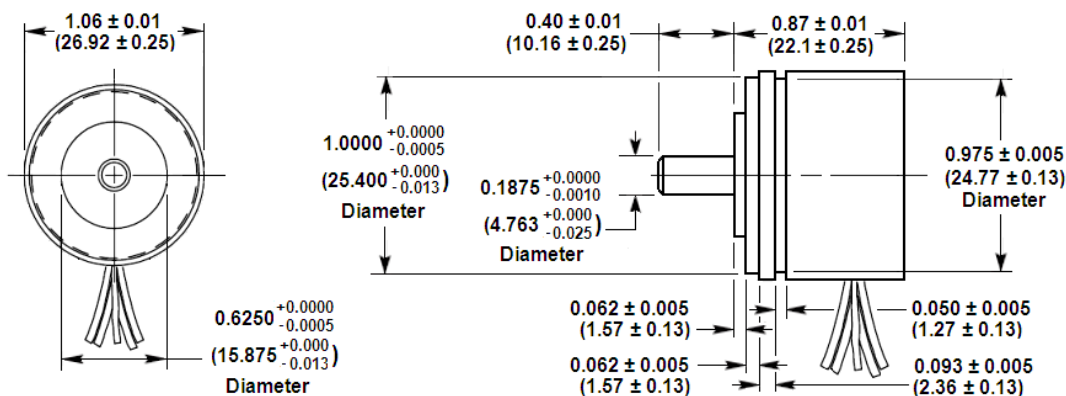
All values are nominal unless otherwise noted

(*): Unit for output at range ends is millivolt per volt of excitation (input voltage)

FR (Full Range) is the angular range, end to end; 2xA° for ±A° angular range

FRO (Full Range Output): Algebraic difference in outputs measured at the ends of the range

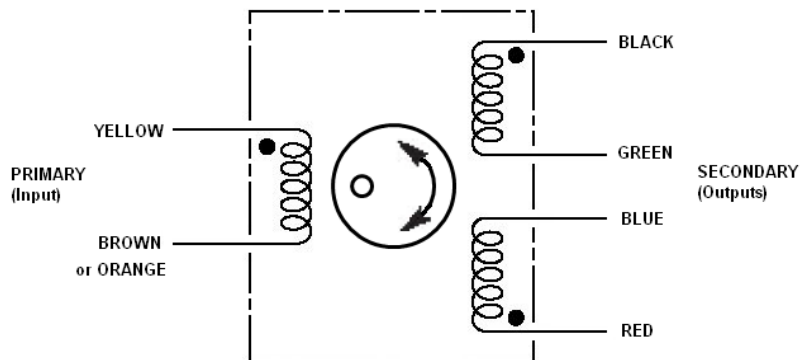
DIMENSIONS



Dimensions are in inch (mm)

R30A – AC Operated, Light Weight RVDT

WIRING INFORMATION



Connect Green to Blue for differential output

ORDERING INFORMATION

Description	Model	Part Number
RVDT $\pm 30^\circ$, 10KHz calibration (standard)	R30A	02560231-000
OPTIONS		
RVDT $\pm 40^\circ$, 10KHz calibration		02560231-140
RVDT $\pm 60^\circ$, 10KHz calibration		02560231-160
RVDT with 2.5KHz calibration		02560231-2XX
ACCESSORIES		
R-FLEX multipurpose coupling kit		66530072-000

Refer to our ["RVDT and RVIT Accessories"](#) data sheet for other accessories.

联系方式



深圳市亿为测控电子有限公司
Shenzhen Bill-Well Measurement & Control Electronics Co., Ltd.

广东省深圳市南山区创业路怡海广场东座2407 邮编：518000

电话：+86 755 2641 9890 传真：+86 755 2641 9680

电子邮箱：sales@bill-well.com