

CTS-420 Series – Position Transmitter System



- 4-20mA 2-wire current loop operation
- Linear stroke ranges from 0.25 to 10 inches
- Rotary version 0 to 90°
- Wide operating temperature range
- Compact size
- Remote sensor operation up to 35 ft [10m]
- MS style hermetic connector on the sensors
- Rugged splash-proof electronics housing (optional)

DESCRIPTION

The **CTS-420 Series** is a 2-wire current loop position transmitter system especially suited to measurements in process industries. Each system consists of either an HCI Series LVDT linear position sensor or an R36AS RVDT rotary position sensor, along with an electronics module which provides a 4-20mA current loop output.

The CTS-420 operates on an unregulated 10 to 36VDC supply voltage. The electronics module provides the position sensor with the required AC voltage excitation voltage and converts the AC voltage output into a smooth 4-20mA signal. The zero and span adjustment potentiometers, as well as the sensor and loop supply connection terminals, are all conveniently located on the front panel for easy installation and calibration.

The HCI LVDT is constructed of stainless steel and is hermetically sealed. Like in most of our LVDTs, the HCI windings are vacuum impregnated with a specially formulated, high temperature, flexible resin, and the coil assembly is potted inside its housing with a two-component epoxy. This provides excellent protection against hostile environments such as high vibration and shock. Both the LVDT and the RVDT sensors feature an integral welded-on electrical hermetic connector.

The CTS-420 is ideal for applications where the sensor must be remotely located from the electronics (up to 35 feet away) due to environmental or space considerations. In addition, inductance and capacitance levels are well below the levels set for intrinsic safety requirements.

Also see our other 4-20mA position transmitter models; **PTS-420** (rugged housing, IP-65 LVDT), **HCT** (2-wire LVDT transmitter), **GCT** (heavy-duty gage head), and **RVIT 15-120i** (Rotary Variable Inductance Transmitter).

*Measurement Specialties acquired Schaevitz Sensors and the **Schaevitz™** trademark in 2000.*

FEATURES

- 4-20mA 2-wire current loop operation
- Linear or rotary position sensing
- Zero and span adjustable
- Hermetically sealed (LVDT only)
- Imperial or metric threaded core (LVDT)
- Cable assembly up to 35ft. (optional)

APPLICATIONS

- Process industry
- Remote, oil field valve position monitoring
- Ship-board turbine throttle position control
- Paper mill head box position
- Rolling mill roller gap feedback
- Damper control on fossil fuel power plants

CTS-420 Series – Position Transmitter System

PERFORMANCE SPECIFICATIONS

ELECTRICAL SPECIFICATIONS							
Parameter	CTS-420 250	CTS-420 500	CTS 420-1000	CTS-420 2000	CTS-420 4000	CTS-420 10000	CTS-420 0-90
Measurement range	0.250 [6.35]	0.500 [12.7]	1.0 [25.4]	2.0 [50.8]	4.0 [101.6]	10.0 [254]	0 to 90°
Non-linearity, max.	±0.5% of FR			±1.5% of FR			
Temperature coefficient of sensitivity	±0.02%/°F [±0.036%/°C]						
Loop supply voltage	10 to 36VDC						
Output	4 to 20mA						
Output at null position	12mA (null position is defined as the mid-range position)						
Max loop resistance	595 ohms @ 24VDC (see loop resistance chart below)						
Stability	0.05% of FSO after 30 minutes warm up						
Frequency response	100Hz @ -3db						
Controls	Zero and span potentiometers, 10 turns						

ENVIRONMENTAL AND MATERIAL SPECIFICATIONS	
Operating temperature range (LVDT/RVDT)	-67°F to +300°F [-55°C to +150°C]
Operating temperature (Electronics module)	-40°F to +200°F [-40°C to +95°C]
Housing material (LVDT/RVDT)	AISI 400 Series stainless steel
Electrical connections (LVDT/RVDT)	6-pin MS type connector (MIL-C-5015)
NEMA IEC 60529 rating (LVDT)	IP68 to 1,000 PSI [70 bars] with use of proper mating connector plug

Notes:

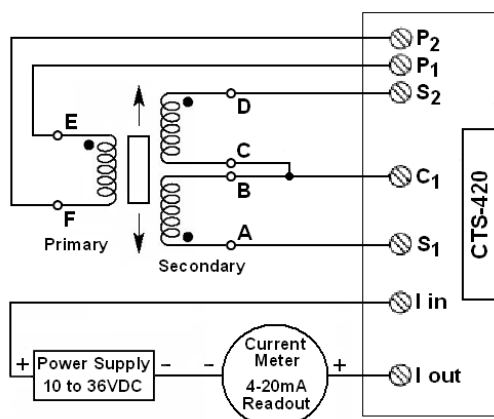
All values are nominal unless otherwise noted

Dimensions are in inch [mm] unless otherwise noted

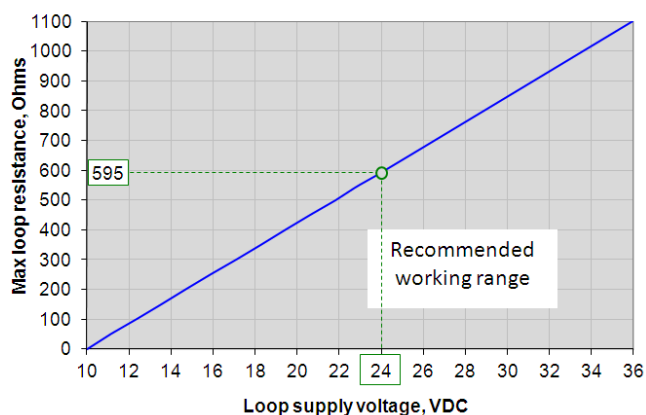
FR: Full Range is the range, end to end; FR=S for a 0 to S range

FSO (Full Scale Output): Largest absolute value of the outputs measured at the ends of the range

WIRING SCHEMATIC & LOOP RESISTANCE



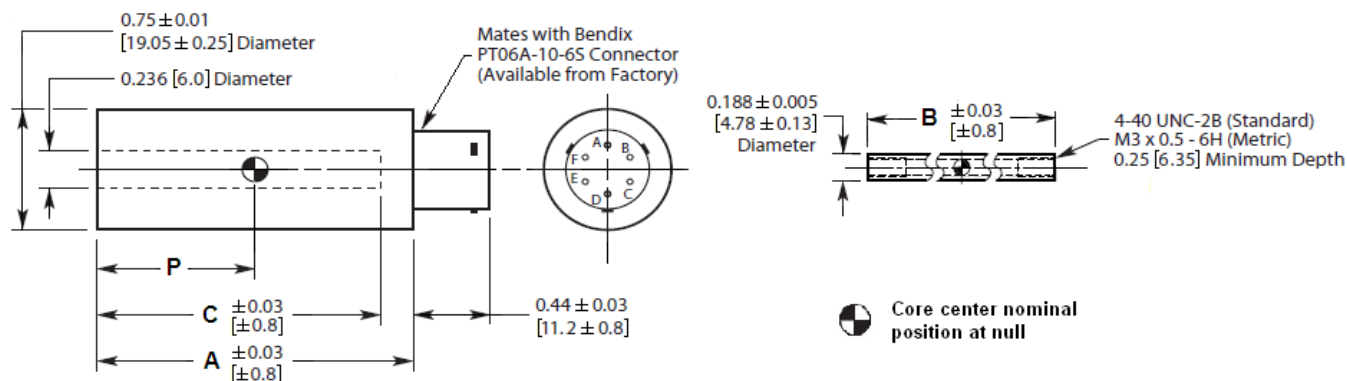
A through F: Connector pin assignments



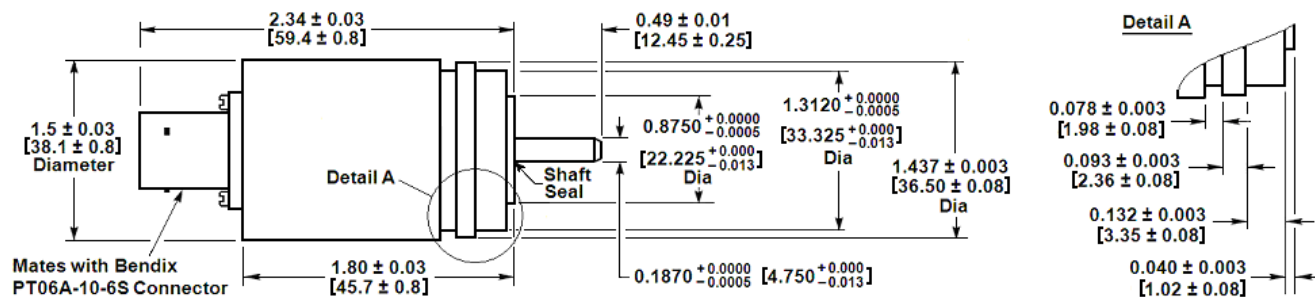
CTS-420 Series – Position Transmitter System

MECHANICAL SPECIFICATIONS – LVDT, HCI SERIES

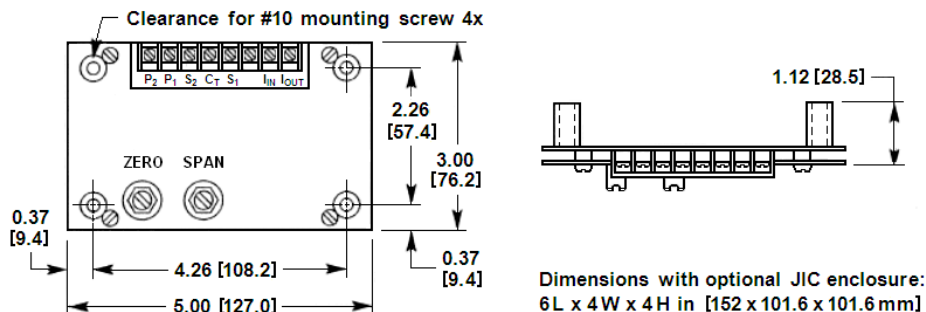
Parameter	CTS-420 250	CTS-420 500	CTS-420 1000	CTS-420 2000	CTS-420 4000	CTS-420 10000
Main body length "A"	2.50 [63.5]	3.84 [97.5]	5.03 [127.8]	7.29 [185.2]	10.68 [271.3]	19.7 [500.4]
Core length "B"	1.10 [27.9]	1.80 [45.7]	3.00 [76.2]	3.80 [96.5]	5.00 [127.0]	6.2 [157.5]
Center of core at null "P"	0.96 [24.4]	1.52 [38.6]	2.23 [56.6]	3.32 [84.3]	5.05 [128.3]	9.53 [242.1]
Bore depth "C"	1.91 [48.5]	3.25 [82.5]	4.46 [113.3]	6.72 [170.7]	10.2 [259.1]	19.12 [485.6]
Body weight, oz [g]	1.73 [49]	2.58 [73]	2.93 [83]	5.22 [148]	5.64 [160]	10.30 [292]
Core weight, oz [g]	0.11 [3]	0.14 [4]	0.28 [8]	0.39 [11]	0.46 [13]	0.49 [14]



MECHANICAL SPECIFICATIONS – RVDT, MODEL R36AS



MECHANICAL SPECIFICATIONS – ELECTRONICS MODULE



Dimensions are in inch [mm]

CTS-420 Series – Position Transmitter System

ORDERING INFORMATION

Description	Model	Part Number
Transmitter system with 0.25 inch stroke LVDT	CTS-420 250	02291277-000
Transmitter system with 0.50 inch stroke LVDT	CTS-420 500	02291278-000
Transmitter system with 1 inch stroke LVDT	CTS-420 1000	02291279-000
Transmitter system with 2 inch stroke LVDT	CTS-420 2000	02291280-000
Transmitter system with 4 inch stroke LVDT	CTS-420 4000	02291281-000
Transmitter system with 10 inch stroke LVDT	CTS-420 10000	02291282-000
Transmitter system with 0 to 90° range RVDT	CTS-420 0-90	02291283-000
OPTIONS		
Metric threaded core (M3 x 0.5 – 6H) LVDT		XXXXXXXX-006
Guided core LVDT		XXXXXXXX-010
Metric threaded, guide core		XXXXXXXX-016
ACCESSORIES		
Mounting block for LVDTs		04560950-000
R-Flex Multipurpose Coupling Kit for RVDT		66530072-000
Mating connector kit for LVDT or RVDT	PT06A-10-6S(SR)	62101011-000
LVDT/RVDT to CTS 420 cable, PT06A-10-6S to Stripped/Tinned	(1)	04290417-000
JIC electronics enclosure		61403006-000
CTS Electronics module only (without LVDT or RVDT)		04290398-000

(1) Cables are shielded, 10 foot long, and are rated 80°C [176°F] operating. Consult factory for other lengths.

Refer to our "[Accessories for LVDTs](#)" data sheet for our LVDT signal conditioning instrumentation and other accessories.
Refer to our "[RVDT and RVIT Accessories](#)" data sheet for other accessories.

联系方式



深圳市亿为测控电子有限公司
Shenzhen Bill-Well Measurement & Control Electronics Co., Ltd.

广东省深圳市南山区创业路怡海广场东座2407 邮编：518000
电话：+86 755 2641 9890 传真：+86 755 2641 9680
电子邮箱：sales@bill-well.com