

PCA-116 Series – AC Operated Gage Heads



- Economy gage head
- AC operation
- 0.0001 inch [2.5 μ m] repeatability
- Stroke ranges up to ± 0.3 inch [7.6mm]
- Replaceable hardened tool steel contact tip
- Compatible with all our signal conditioners

DESCRIPTION

The **PCA-116 Series** gage heads were developed to serve less demanding applications, where the balance between price and performance is paramount. Incorporating a standard LVDT (Linear Variable Differential Transformer), low friction nylon sleeve bearings and an externally spring loaded shaft, the PCA-116 affords the most cost effective gaging solution available. Other features include industry standard outer diameter for easy installation, and a replaceable hardened tool steel contact tip using the 4-48 UNF-2A threads.

Like in most of our LVDTs, the PCA-116 windings are vacuum impregnated with a specially formulated, high temperature, flexible resin, and the coil assembly is potted inside its housing with a two-component epoxy. This provides excellent protection against hostile environments such as high humidity, vibration and shock.

MEAS acquired Schaevitz Sensors and the **Schaevitz™** trademark in 2000.

FEATURES

- Stainless steel housing
- Three ranges, ± 0.1 , ± 0.2 and ± 0.3 inch
- Very good reliability
- Low friction Nylon sleeve bearings
- Replacement and other special tips available

APPLICATIONS

- Less demanding applications where cost effective performance is paramount
- Honing machines
- Factory automation in mild environments
- Elevator ride controls

PCA-116 Series – AC Operated Gage Heads

PERFORMANCE SPECIFICATIONS

ELECTRICAL SPECIFICATIONS			
Parameter	PCA-116 100	PCA-116 200	PCA-116 300
Stroke/gaging range	±0.10 [2.54]	±0.20 [5.08]	±0.30 [7.62]
Sensitivity, V/V/inch	2.40	1.57	1.20
Sensitivity, mV/V/mm	94.5	61.8	47.2
Output at stroke ends (*)	240 mV/V	314 mV/V	360 mV/V
Phase Shift	-3°	-5°	-8.5°
Input impedance (Primary)	660 Ω	970 Ω	960 Ω
Output impedance (Secondary)	960 Ω	1010 Ω	1005 Ω
Input voltage	3 VRMS		
Input frequency range	50Hz to 10kHz		
Test input frequency	2.5kHz		
Non-linearity, maximum	±0.50% of FR		
Repeatability	0.0001 inch [2.5 microns]		
Null voltage, maximum	0.5% of FRO		

ENVIRONMENTAL SPECIFICATIONS & MATERIALS	
Operating temperature	-65°F to +200°F [-55°C to 95°C]
Housing material	AISI 400 Series stainless steel
Electrical connection	Six lead-wires, AWG 28, PTFE insulated, 1 foot [0.3m] long

Notes:

All values are nominal unless otherwise noted

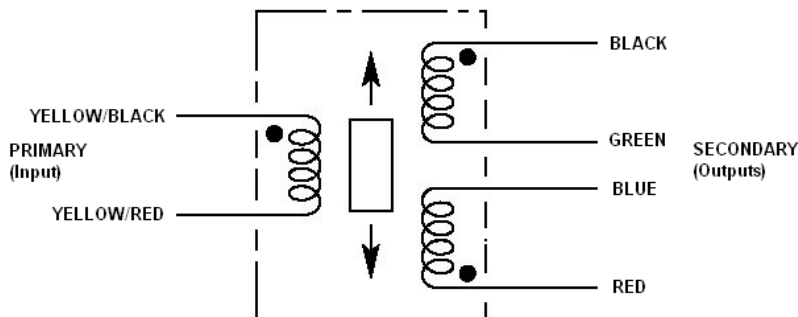
Dimensions are in inch [mm] unless otherwise noted

(*): Unit for output at stroke ends is millivolt per volt of excitation (Input voltage)

FR: Full Range is the stroke range, end to end; FR=2xS for ±S stroke range

FRO (Full Range Output): Algebraic difference in outputs measured at the ends of the range

WIRING INFORMATION

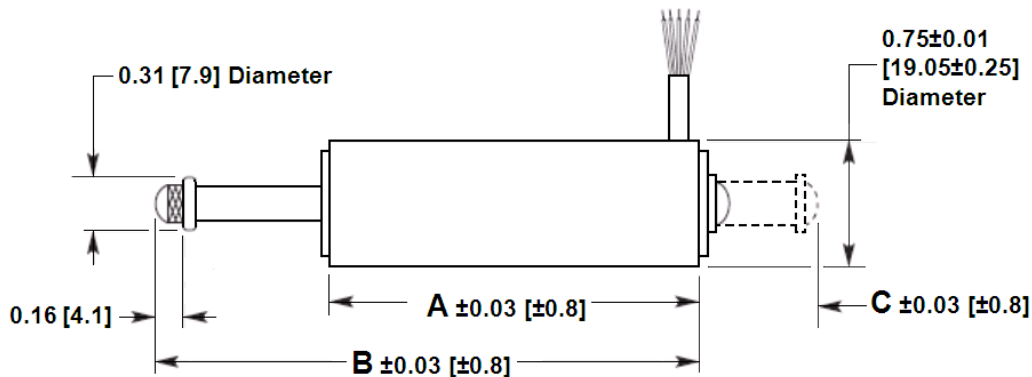


Connect Blue to Green for differential output

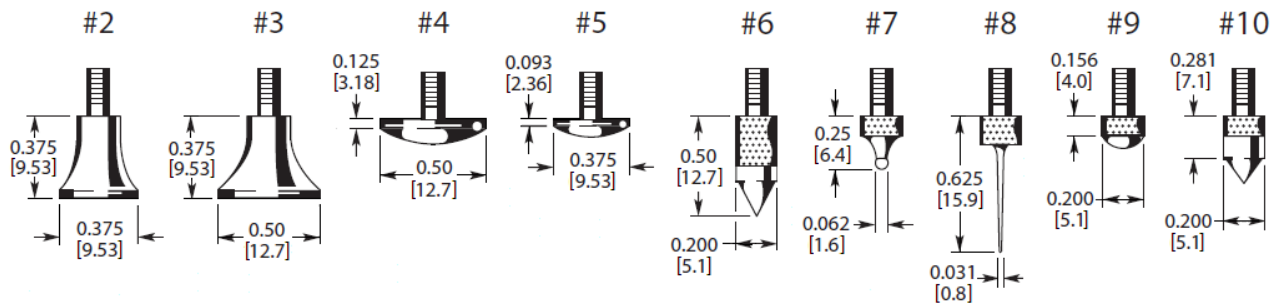
PCA-116 Series – AC Operated Gage Heads

MECHANICAL SPECIFICATIONS

Parameter	PCA-116 100	PCA-116 200	PCA-116 300
Pre-travel	0.10 [2.5]	0.08 [2.0]	0.02 [0.5]
Over-travel (minimum)	0.03 [0.76]	0.09 [2.3]	0.08 [2.0]
Main body length "A"	1.75 [44.4]	2.25 [57.1]	2.75 [69.8]
Plunger length "B" (fully extended)	2.54 [64.5]	3.30 [83.8]	4.10 [104.1]
Rear plunger length "C" (fully compressed)	0.44 [11.2]	0.69 [17.5]	0.88 [22.4]
Weight, Ounce [Gram]	1.5 [43]	1.7 [48]	2.0 [57]
Spring force	8 ounces [227 Grams]		



REPLACEMENT/OPTIONAL CONTACT TIPS



Dimensions are in inch [mm]

PCA-116 Series – AC Operated Gage Heads

ORDERING INFORMATION

Description	Model	Part Number
±0.10 inch gage head	PCA-116 100	02350531-000
±0.20 inch gage head	PCA-116 200	02350532-000
±0.30 inch gage head	PCA-116 300	02350533-000

ACCESSORIES		
Description	Model	Part Number
Replacement contact tips	Contact Tip 2	67010005-000
	Contact Tip 3	67010006-000
	Contact Tip 4	67010002-000
	Contact Tip 5	67010007-000
	Contact Tip 6	67010008-000
	Contact Tip 7	67010009-000
	Contact Tip 8	67010010-000
	Contact Tip 9	67010001-000
	Contact Tip 10	67010011-000

Also refer to our "[Options and Accessories for Gage Heads](#)" brochure

联系方式



深圳市亿为测控电子有限公司
Shenzhen Bill-Well Measurement & Control Electronics Co., Ltd.

广东省深圳市南山区创业路怡海广场东座2407 邮编：518000
电话：+86 755 2641 9890 传真：+86 755 2641 9680
电子邮箱：sales@bill-well.com